

MODULINE[®]

PRO II™ SERIES

TECHNICAL INFORMATION & PRICE LIST



- 1** Base Cabinets
- 2** Single Drawer Base Cabinets
- 3** QuikDraw[®] Drawer Units
- 4** Cabinet Toppers
- 5** Big Drawer™ Units
- 6** Specialty Cabinets
- 7** Rolling Cabinets & Toolboxes
- 8** Big Drawer™ Rolling Toolboxes
- 9** Closets
- 10** Overhead Wall Cabinets & Corners
- 11** Extra-Tall Wall Cabinets
- 11** Open Shelving
- 12** Countertops
- 12** Space Saver™ Cabinets
- 13** Custom Cabinets
- 14** Getting Started
- 15** Combinations
- 16** Accessories

ProII™ Base Cabinets

Single & Double Door

Height x Depth x Width	# of Doors	Price
32" x 18" x 24"	1	\$588
32" x 18" x 30"	2	\$618
32" x 18" x 32"	2	\$641
32" x 18" x 36"	2	\$677
32" x 24" x 16"	1	\$608
32" x 24" x 24"	1	\$630
32" x 24" x 30"	2	\$641
32" x 24" x 32"	2	\$664
32" x 24" x 36"	2	\$700
36" x 18" x 24"	1	\$617
36" x 18" x 30"	2	\$649
36" x 18" x 32"	2	\$673
36" x 18" x 36"	2	\$710
36" x 24" x 16"	1	\$638
36" x 24" x 24"	1	\$662
36" x 24" x 30"	2	\$686
36" x 24" x 32"	2	\$697
36" x 24" x 36"	2	\$735

Custom Sizes Available

Single Door Only: Specify Hinge on Left or Right Side

Height dimension does **not** include 2" or 4" Toe Kick

Features & Specifications

- Military-Grade Aluminum
- Double-Wall Door Construction
- Trigger Latch
- Continuous Hinge
- (1) Adjustable Shelf Included

Options

Choose: Clear or Black Anodize Frames

Add 2" or 4" Toe Kick	\$99
Add Back Panel	
For 16" Wide Cabinets	\$72
For 24" Wide Cabinets	\$77
For 30" Wide Cabinets	\$81
For 32" Wide Cabinets	\$82
For 36" Wide Cabinets	\$83
Add Locking Latch	\$60

Accessories (see Pages 16 & 17)

- Extra Adjustable Shelves
- Adjustable Pull-Out Shelves
- Bottom Shelves

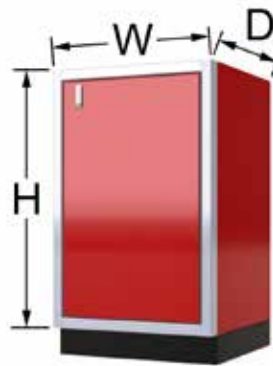


Moduline cabinets are **modular**. That means each cabinet is a building block, and you can choose whichever cabinets you like and put them together in lots of different ways.

Cabinets Available in 8 Standard Colors. Custom Colors Available on Request.



Signature Black, Red, Moduline Blue, Royal Blue, Yellow, White, Textured Gray & Light Gray.



Single Door Base



Double Door Base

Cabinets shown with optional Toe Kick.

ProII™ Single Drawer Base Cabinets

Single & Double Door

Height x Depth x Width	# of Doors	Price
32" x 18" x 24"	1	\$908
32" x 18" x 30"	2	\$943
32" x 18" x 32"	2	\$970
32" x 18" x 36"	2	\$1,012
32" x 24" x 16"	1	\$930
32" x 24" x 24"	1	\$955
32" x 24" x 30"	2	\$970
32" x 24" x 32"	2	\$998
32" x 24" x 36"	2	\$1,039
36" x 18" x 24"	1	\$937
36" x 18" x 30"	2	\$974
36" x 18" x 32"	2	\$1,002
36" x 18" x 36"	2	\$1,045
36" x 24" x 16"	1	\$960
36" x 24" x 24"	1	\$987
36" x 24" x 30"	2	\$1,015
36" x 24" x 32"	2	\$1,031
36" x 24" x 36"	2	\$1,074



Moduline cabinets are **modular**. That means each cabinet is a building block, and you can choose whichever cabinets you like and put them together in lots of different ways.

Cabinets Available in 8 Standard Colors. Custom Colors Available on Request.



Signature Black, Red, Moduline Blue, Royal Blue, Yellow, White, Textured Gray & Light Gray.

Custom Sizes Available

Single Door Only: Specify Hinge on Left or Right Side

Height dimension does **not** include 2" or 4" Toe Kick

Features & Specifications

- Military-Grade Aluminum
- QuikDraw® Single-Action Latch System
- (1) **4" Tall** Drawer
- Double-Wall Door Construction
- Trigger Latch
- Continuous Hinge
- (1) Adjustable Shelf Included

Usable Drawer Space

4" Tall Drawer = 3 ½" Height

18" Deep Cabinet = 14 ¾" Depth

24" Deep Cabinet = 20 ¾" Depth

24" Wide Cabinet = 18 ½" Width

30" Wide Cabinet = 24 ½" Width

32" Wide Cabinet = 26 ½" Width

36" Wide Cabinet = 30 ½" Width

Options

Choose: Clear or Black Anodize Frames

Add **2" or 4" Toe Kick** \$99

Add **Back Panel**

For **16" Wide** Cabinets \$72

For **24" Wide** Cabinets \$77

For **30" Wide** Cabinets \$81

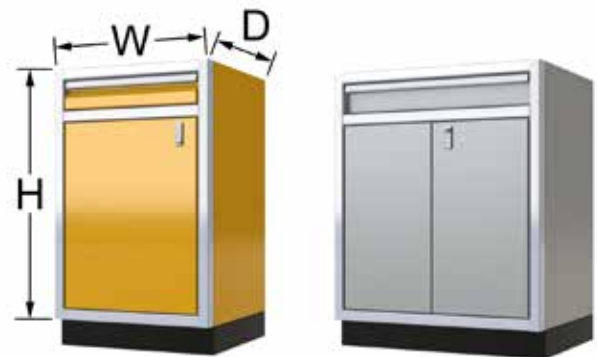
For **32" Wide** Cabinets \$82

For **36" Wide** Cabinets \$83

Add **Locking Latch** \$60

Accessories (see Pages 16 & 17)

- Extra Adjustable Shelves
- Adjustable Pull-Out Shelves
- Bottom Shelves
- Extreme Drawer Liner™
- Aluminum Drawer Dividers
- Plastic Drawer Bins



Single Door SD Base

Double Door SD Base

Cabinets shown with optional Toe Kick.

ProII™ QuikDraw® Drawer Units

3-, 4-, 5-, 6-, & 7-Drawer

Height x Depth x Width	# of Drawers	Price
32" x 18" x 24"	3	\$1,516
	4	\$1,566
	6	\$1,616
32" x 18" x 30"	3	\$1,645
	4	\$1,776
	6	\$1,905
32" x 18" x 32"	3	\$1,646
	4	\$1,777
	6	\$1,906
32" x 18" x 36"	3	\$1,798
	4	\$1,851
	6	\$1,908
32" x 24" x 24"	3	\$1,689
	4	\$1,761
	6	\$1,836
32" x 24" x 30"	3	\$1,836
	4	\$1,995
	6	\$2,154
32" x 24" x 32"	3	\$1,837
	4	\$1,996
	6	\$2,155
32" x 24" x 36"	3	\$1,995
	4	\$2,074
	6	\$2,157
36" x 18" x 24"	3	\$1,587
	5	\$1,640
	7	\$1,692
36" x 18" x 30"	3	\$1,723
	5	\$1,859
	7	\$1,995
36" x 18" x 32"	3	\$1,724
	5	\$1,860
	7	\$1,996
36" x 18" x 36"	3	\$1,882
	5	\$1,938
	7	\$1,998
36" x 24" x 24"	3	\$1,689
	5	\$1,761
	7	\$1,836
36" x 24" x 30"	3	\$1,836
	5	\$1,995
	7	\$2,154
36" x 24" x 32"	3	\$1,837
	5	\$1,996
	7	\$2,155
36" x 24" x 36"	3	\$1,995
	5	\$2,074
	7	\$2,157



Moduline cabinets are **modular**. That means each cabinet is a building block, and you can choose whichever cabinets you like and put them together in lots of different ways.

Cabinets Available in 8 Standard Colors. Custom Colors Available on Request.



Signature Black, Red, Moduline Blue, Royal Blue, Yellow, White, Textured Gray & Light Gray.

Every Moduline drawer features our patented

QuikDraw®

Single Action Latch System

- Drawers stay securely closed without locks.
- Unlatches effortlessly.
- Lift anywhere along the handle.
- Whisper-quiet operation.
- Mechanism doesn't sacrifice any drawer space.



Continued on next page

ProII™ QuikDraw® Drawer Units (continued)

12-Drawer

Height x Depth x Width	# of Drawers	Price
59" x 18" x 24"	12	\$3,285
59" x 18" x 30"	12	\$3,405
59" x 18" x 32"	12	\$3,409
59" x 18" x 36"	12	\$3,776
59" x 24" x 24"	12	\$3,438
59" x 24" x 30"	12	\$3,564
59" x 24" x 32"	12	\$3,568
59" x 24" x 36"	12	\$3,951

Custom Sizes Available

Height dimension does **not** include 2" or 4" Toe Kick

Features & Specifications

- Military-Grade Aluminum
- QuikDraw® Single-Action Latch System

Drawers in Each Unit

32" High Unit

- 3 Drawers = (3) **9" Tall** Drawers
- 4 Drawers = (4) **7" Tall** Drawers
- 6 Drawers = (2) **3" Tall**, (2) **4" Tall** & (2) **6" Tall** Drawers

36" High Unit

- 3 Drawers = (3) **10" Tall** Drawers
- 5 Drawers = (5) **6" Tall** Drawers
- 7 Drawers = (2) **3" Tall**, (3) **4" Tall** & (2) **6" Tall** Drawers

59" High Unit

- (4) **3" Tall**, (4) **4" Tall** & (4) **6" Tall** Drawers

Usable Drawer Space

- 3" Tall** Drawer = 2 ½" Height
- 4" Tall** Drawer = 3 ½" Height
- 6" Tall** Drawer = 5 ¾" Height
- 7" Tall** Drawer = 6 ¼" Height
- 9" Tall** Drawer = 8 ½" Height
- 10" Tall** Drawer = 10" Height

- 18" Deep Unit = 14 ¾" Depth
- 24" Deep Unit = 20 ¾" Depth

- 24" Wide Unit = 18 ½" Width
- 30" Wide Unit = 24 ½" Width
- 32" Wide Unit = 26 ½" Width
- 36" Wide Unit = 30 ½" Width

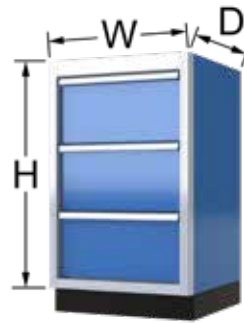
Options

Choose: Clear or Black Anodize Frames

- Add **2" or 4" Toe Kick** \$99
- Add **Key Lock** \$150

Accessories (see Pages 16 & 17)

- Extreme Drawer Liner™
- Aluminum Drawer Dividers
- Plastic Drawer Bins



3-Drawer Unit



5-Drawer Unit

Cabinets shown with optional Toe Kick.



7-Drawer Unit



12-Drawer Unit with 16" Tall Cabinet Topper

Cabinet Toppers

Height x Depth x Width	# of Doors	Price
16" x 24" x 24"	1	\$520
16" x 24" x 30"	2	\$554
16" x 24" x 32"	2	\$561
16" x 24" x 36"	2	\$585
22" x 24" x 24"	1	\$547
22" x 24" x 30"	2	\$596
22" x 24" x 32"	2	\$614
22" x 24" x 36"	2	\$646

Custom Sizes Available

- Use 16" Tall Cabinet Topper with 59" Tall Drawer Unit to match 75" Tall Closets
- Use 22" Tall Cabinet Topper with 59" Tall Drawer Unit to match 81" Tall Closets

Features & Specifications

- Military-Grade Aluminum
- Double-Wall Door Construction
- Trigger Latch
- Continuous Hinge
- Hydropneumatic Spring with Lift-Up Door Option

Options

Choose: Clear or Black Anodize Frames

- Add **Lift-Up Door** \$48
- Add **Locking Latch** \$60
- Add **Double Lock** \$145
- Add **Back Panel**
 - For **16" Tall** Cabinets \$64
 - For **22" Tall** Cabinets \$70

ProII™ Big Drawer™ Units

Height x Depth x Width	Price
32" x 24" x 48" with Door	\$3,444
32" x 24" x 48"	\$3,556
32" x 24" x 60" with Door	\$4,788
32" x 24" x 60"	\$4,900
36" x 24" x 48" with Door	\$3,472
36" x 24" x 48"	\$3,584
36" x 24" x 60" with Door	\$4,816
36" x 24" x 60"	\$4,928



Custom Sizes Available

Height dimension does **not** include 2" or 4" Toe Kick

Features & Specifications

- Military-Grade Aluminum
- QuikDraw® Single-Action Latch System

Drawers in Each Unit

(1) "Big Drawer" Top Drawer

32" High Unit

Left = (2) **3" Tall**, (2) **4" Tall** & (1) **6" Tall** Drawers
 Right = (1) **3" Tall** & (2) **8 ½" Tall** File Drawers

36" High Unit

Left = (2) **3" Tall**, (3) **4" Tall** & (1) **6" Tall** Drawers
 Right = (1) **3" Tall** & (2) **10 ½" Tall** File Drawers

Usable Drawer Space

- "Big Drawer" = 3 ¼" Height
- 3" Tall** Drawer = 2 ½" Height
- 4" Tall** Drawer = 3 ½" Height
- 6" Tall** Drawer = 6" Height
- 8 ½" Tall** File Drawer = 8 ½" Height
- 10 ½" Tall** File Drawer = 10 ½" Height

20 ¾" Depth

48" Wide Toolbox

- "Big Drawer" = 42 ½" Width
- Left Side = 26 ½" Width
- Right Side = 12" Width

60" Wide Toolbox

- "Big Drawer" = 54 ½" Width
- Left Side = 30 ½" Width
- Right Side = 20" Width

Options

Choose: Clear or Black Anodize Frames

Add **2" or 4" Toe Kick** \$209

Add **Key Lock** \$280

Accessories (see Pages 16 & 17)

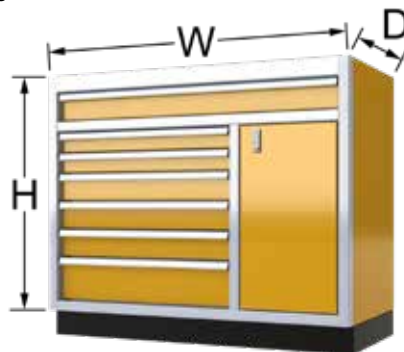
- Extreme Drawer Liner™
- Aluminum Drawer Dividers
- Plastic Drawer Bins

Moduline cabinets are **modular**. That means each cabinet is a building block, and you can choose whichever cabinets you like and put them together in lots of different ways.


Cabinets Available in 8 Standard Colors. Custom Colors Available on Request.



Signature Black, Red, Moduline Blue, Royal Blue, Yellow, White, Textured Gray & Light Gray.



36" High x 48" Wide Unit with Door 32" High x 60" Wide Unit with Door



36" High x 48" Wide Unit

32" High x 60" Wide Unit

Cabinets shown with optional Toe Kick.

ProII™ Specialty Cabinets

Parts Bin, File Cabinet & Recycling Bin

Height x Depth x Width	Type	Price
32" x 24" x 16"	Parts Bin	\$1,313
32" x 24" x 16"	File Cabinet	\$1,432
32" x 24" x 16"	Recycling Bin	\$1,083
36" x 24" x 16"	Parts Bin	\$1,373
36" x 24" x 16"	File Cabinet	\$1,499
36" x 24" x 16"	Recycling Bin	\$1,095

Custom Sizes Available

Height dimension does **not** include 2" or 4" Toe Kick

Features & Specifications

- Military-Grade Aluminum
- QuikDraw® Single-Action Latch System
- Recycling Bin Includes Removable 23-Gallon Bin

Drawers in Each File Cabinet

32" High File Cabinet

(1) **5 ¾" Tall** Drawer & (2) **10 ½" Tall** File Drawers

36" High File Cabinet

(2) **4 ¾" Tall** Drawer & (2) **10 ½" Tall** File Drawers

Usable Drawer Space

4 ¾" Tall Drawer = 3 ½" Height

5 ¾" Tall Drawer = 4 ½" Height

10 ½" Tall File Drawer = 10 ½" Height

20 ¾" Depth

11 ¾" Width

Options

Choose: Clear or Black Anodize Frames

Add **2" or 4" Toe Kick** \$99

Add **Key Lock** \$150

32" High Parts Bin - **Choose One:**

- (20) Small Bins
- (10) Small Bins & (6) Large Bins
- (12) Large Bins

36" High Parts Bin - **Choose One:**

- (25) Small Bins
- (15) Small Bins & (6) Large Bins
- (15) Large Bins

Accessories (see Pages 16 & 17)

- Extreme Drawer Liner™
- Aluminum Drawer Dividers
- Plastic Drawer Bins

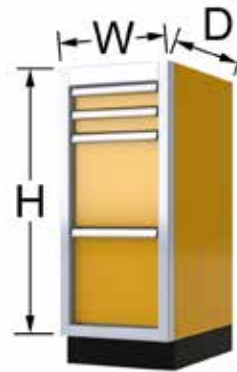


Moduline cabinets are **modular**. That means each cabinet is a building block, and you can choose whichever cabinets you like and put them together in lots of different ways.

Cabinets Available in 8 Standard Colors. Custom Colors Available on Request.



Signature Black, Red, Moduline Blue, Royal Blue, Yellow, White, Textured Gray & Light Gray.



File Cabinet



Parts Bin & Recycling Bin

Cabinets shown with optional Toe Kick.

ProII™ Rolling Cabinets & Toolboxes

Base, Single Drawer Base, 4-Drawer & 6-Drawer

Rolling Toolboxes

Height x Depth x Width	Drawers	Price
34" x 24" x 32"	4 Equal	\$2,541
34" x 24" x 32"	5 Assorted	\$2,808
38" x 24" x 32"	4 Equal	\$2,573
38" x 24" x 32"	6 Assorted	\$2,840
38" x 24" x 32" w/ Handle	4 Equal	\$2,800
38" x 24" x 32" w/ Handle	6 Assorted	\$2,973



Rolling Bases & Single Drawer Bases

Height x Depth x Width	Price
34" x 24" x 32" Base	\$1,407
34" x 24" x 32" SD Base	\$1,858
38" x 24" x 32" Base	\$1,463
38" x 24" x 32" SD Base	\$1,889

Moduline cabinets are **modular**. That means each cabinet is a building block, and you can choose whichever cabinets you like and put them together in lots of different ways.

Cabinets Available in 8 Standard Colors. Custom Colors Available on Request.



Signature Black, Red, Moduline Blue, Royal Blue, Yellow, White, Textured Gray & Light Gray.

Custom Sizes Available

Features & Specifications

- Fits Beneath Countertop
- Military-Grade Aluminum
- QuikDraw® Single-Action Latch System
- Casters with Total Lock
- Double-Wall Door Construction
- Trigger Latch
- Continuous Hinge
- (1) Adjustable Shelf Included
- Stainless Steel Countertop

Drawers in Each Cabinet

- SD Base = (1) **4" Tall** Drawer
- 4 Equal = (4) **6" Tall** Drawers
- 5 Assorted = (1) **3" Tall**, (3) **4" Tall** & (1) **6" Tall** Drawers
- 6 Assorted = (3) **3" Tall**, (1) **4" Tall** & (2) **6" Tall** Drawers

Usable Drawer Space

- 3" Tall** Drawer = 2 ½" Height
- 4" Tall** Drawer = 3 ½" Height
- 6" Tall** Drawer = 5 ¾" Height
- 20 ¾" Depth
- 26 ½" Width

Options

Choose: Clear Anodize or Black Anodize
(Toolboxes with Handles have Color Match Frames)

Add **Key Lock** (Toolboxes Only) \$150

Add **Locking Latch** (Bases Only) \$60

Accessories (see Pages 16 & 17)

- Extra Adjustable Shelves
- Adjustable Pull-Out Shelves
- Extreme Drawer Liner™
- Aluminum Drawer Dividers
- Plastic Drawer Bins



Rolling Base



Rolling SD Base



5-Drawer Rolling Toolbox



4-Drawer Rolling Toolbox

6-Drawer Rolling Toolbox with Color Match Frames & Handle



ProII™ Big Drawer™ Rolling Toolboxes

Height x Depth x Width

40" x 24" x 48" with Door
 40" x 24" x 48"
 40" x 24" x 60" with Door
 40" x 24" x 60"

Price

\$5,242
 \$5,354
 \$6,585
 \$6,697

Custom Sizes Available

Features & Specifications

- Military-Grade Aluminum
- QuikDraw® Single-Action Latch System
- Key Locks
- Stainless Steel Countertop

Drawers in Each Toolbox

Top Drawer

(1) "Big Drawer"

Left Side

(2) 3" Tall, (1) 4" Tall, (1) 5" Tall & (1) 6" Tall Drawers

Right Side

(1) 3" Tall Drawer & (2) 9" Tall File Drawers

Usable Drawer Space

"Big Drawer" = 4" Height
 3" Tall Drawer = 2 ½" Height
 4" Tall Drawer = 3 ½" Height
 5" Tall Drawer = 4 ½" Height
 6" Tall Drawer = 5 ½" Height
 9" File File Drawer = 8 ½" Height

20 ¾" Depth

48" Wide Toolbox

"Big Drawer" = 42 ½" Width
 Left Side Drawers = 26 ½" Width
 Right Side Drawers = 12" Width
 Right Side Door = 13 3/8" Width

60" Wide Toolbox

"Big Drawer" = 54 ½" Width
 Left Side Drawers = 30 ½" Width
 Right Side Drawers = 20" Width
 Right Side Door = 21 3/8" Width

Options

Choose: Clear Anodize, Black Anodize
 or Color Match Frames

Accessories (see Pages 16 & 17)

- Extreme Drawer Liner™
- Aluminum Drawer Dividers
- Plastic Drawer Bins




Moduline cabinets are **modular**. That means each cabinet is a building block, and you can choose whichever cabinets you like and put them together in lots of different ways.

Cabinets Available in 8 Standard Colors. Custom Colors Available on Request.



Signature Black, Red, Moduline Blue, Royal Blue, Yellow, White, Textured Gray & Light Gray.



48" Wide, 6-Drawer Toolbox



6-Drawer Toolbox



9-Drawer Toolbox with
 Color Match Frames

ProII™ Closets

Single & Double Door

Height x Depth x Width	# of Doors	Price
75" x 18" x 24"	1	\$1,295
75" x 18" x 30"	1	\$1,415
75" x 18" x 32"	1	\$1,444
75" x 18" x 36"	1	\$1,498
75" x 24" x 24"	1 or 2*	\$1,345
75" x 24" x 30"	1 or 2*	\$1,485
75" x 24" x 32"	1 or 2*	\$1,512
75" x 24" x 36"	1 or 2*	\$1,570
81" x 18" x 24"	1 or 2*	\$1,469
81" x 18" x 30"	1 or 2*	\$1,600
81" x 18" x 32"	1 or 2*	\$1,626
81" x 18" x 36"	1 or 2*	\$1,680
81" x 24" x 24"	1 or 2*	\$1,530
81" x 24" x 30"	1 or 2*	\$1,668
81" x 24" x 32"	1 or 2*	\$1,697
81" x 24" x 36"	1 or 2*	\$1,753

Custom Sizes Available

Single Door Only: Specify Hinge on Left or Right Side

Height dimension does **not** include 2" or 4" Toe Kick

Features & Specifications

- Military-Grade Aluminum
- Double-Wall Door Construction
- Trigger Latch
- Double Doors have Slam Latch
- Continuous Hinge
- (2) Adjustable Shelves Included

Options

Choose: Clear or Black Anodize Frames

* = Add Double Door Option	\$258
Add 2" or 4" Toe Kick	\$99
Add Pole Kit	\$75
Add Locking Latch	\$60
Add Double Lock	\$145
Add Back Panel	
For 75" High x 24" Wide Cabinets	\$170
For 75" High x 30" Wide Cabinets	\$198
For 75" High x 32" Wide Cabinets	\$203
For 75" High x 36" Wide Cabinets	\$209
For 81" High x 24" Wide Cabinets	\$176
For 81" High x 30" Wide Cabinets	\$207
For 81" High x 32" Wide Cabinets	\$209
For 81" High x 36" Wide Cabinets	\$215

Accessories (see Pages 16 & 17)

- Extra Adjustable Shelves
- Adjustable Pull-Out Shelves
- Bottom Shelves



Moduline cabinets are **modular**. That means each cabinet is a building block, and you can choose whichever cabinets you like and put them together in lots of different ways.

Cabinets Available in 8 Standard Colors. Custom Colors Available on Request.



Signature Black, Red, Moduline Blue, Royal Blue, Yellow, White, Textured Gray & Light Gray.



Single Door Closet



Double Door Closet

Cabinets shown with optional Toe Kick.

ProII™ Overhead Wall Cabinets & Corners

Single, Double & Lift-Up Door

Height x Depth x Width	# of Doors	Price
18" x 11" x 16"	1	\$366
18" x 11" x 24"	1	\$384
18" x 11" x 30"	2	\$418
18" x 11" x 32"	2	\$428
18" x 11" x 36"	2	\$458
18" x 15" x 16"	1	\$400
18" x 15" x 24"	1	\$418
18" x 15" x 30"	2	\$457
18" x 15" x 32"	2	\$462
18" x 15" x 36"	2	\$504
18" x 24" x 24"	1	\$526
18" x 24" x 30"	2	\$561
18" x 24" x 32"	2	\$570
18" x 24" x 36"	2	\$598
24" x 11" x 16"	1*	\$403
24" x 11" x 24"	1*	\$420
24" x 11" x 30"	2*	\$466
24" x 11" x 32"	2*	\$470
24" x 11" x 36"	2*	\$512
24" x 15" x 16"	1*	\$426
24" x 15" x 24"	1*	\$446
24" x 15" x 30"	2*	\$512
24" x 15" x 32"	2*	\$517
24" x 15" x 36"	2*	\$547
24" x 24" x 24"	1*	\$512
24" x 24" x 30"	2*	\$558
24" x 24" x 32"	2*	\$573
24" x 24" x 36"	2*	\$605
30" x 11" x 24"	1*	\$531
30" x 11" x 30"	2*	\$565
30" x 11" x 32"	2*	\$571
30" x 11" x 36"	2*	\$606
30" x 15" x 24"	1*	\$554
30" x 15" x 30"	2*	\$595
30" x 15" x 32"	2*	\$600
30" x 15" x 36"	2*	\$634
36" x 11" x 16"	1*	\$625
36" x 11" x 24"	1*	\$641
36" x 11" x 30"	2*	\$664
36" x 11" x 32"	2*	\$668
36" x 11" x 36"	2*	\$698
36" x 15" x 16"	1*	\$648
36" x 15" x 24"	1*	\$664
36" x 15" x 30"	2*	\$676
36" x 15" x 32"	2*	\$680
36" x 15" x 36"	2*	\$718
18" x 15" x 32" Corner	2	\$628
24" x 15" x 32" Corner	2	\$700
36" x 15" x 32" Corner	2	\$886

Custom Sizes Available

We Recommend:

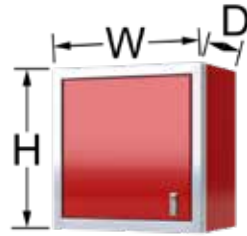
Using 11" Deep Wall Cabinets with 18" Deep Bases
Using 15" Deep Wall Cabinets with 24" Deep Bases

Moduline cabinets are **modular**. That means each cabinet is a building block, and you can choose whichever cabinets you like and put them together in lots of different ways.

Cabinets Available in 8 Standard Colors. Custom Colors Available on Request.



Signature Black, Red, Moduline Blue, Royal Blue, Yellow, White, Textured Gray & Light Gray.



Single Door Wall Cabinet



Corner Wall Cabinet



Double Door Wall Cabinet



Lift-Up Door Wall Cabinet

Features & Specifications

- Military-Grade Aluminum
- Double-Wall Door Construction
- Trigger Latch
- Continuous Hinge
- * = (1) Adjustable Shelf Included
- Hydropneumatic Spring with Lift-Up Door Option

Options

Choose: Clear or Black Anodize Frames

Add Locking Latch	\$60
Add Double Lock	\$145
Add Lift-Up Door	\$48
Add Back Panel (see table)	

		Back Panel Width						
		16"	24"	30"	32"	36"	Corner	
Back Panel Height	18"						\$64	\$104
	24"						\$71	\$107
	30"	\$72	\$76	\$77	\$78	\$80	n/a	
	36"	\$72	\$77	\$81	\$82	\$83	\$121	

Accessories (see Pages 16 & 17)

- Extra Adjustable Shelves

ProII™ Extra-Tall Wall Cabinets

Single Door

Height x Depth x Width	Price
59" x 11" x 24"	\$843
59" x 11" x 32"	\$918
59" x 15" x 24"	\$908
59" x 15" x 32"	\$957
75" x 11" x 24"	\$1,015
75" x 11" x 32"	\$1,082
75" x 15" x 24"	\$1,073
75" x 15" x 32"	\$1,122

Custom Sizes Available

Features & Specifications

- Military-Grade Aluminum
- Double-Wall Door Construction
- Trigger Latch
- Continuous Hinge
- (2) Adjustable Shelves Included

Options

Choose: Clear or Black Anodize Frames

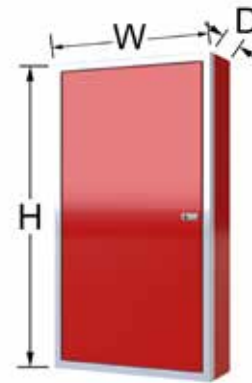
Add Back Panel

For 59" High x 24" Wide Cabinet	\$101
For 59" High x 32" Wide Cabinet	\$110
For 75" High x 24" Wide Cabinet	\$170
For 75" High x 32" Wide Cabinet	\$203

Add Locking Latch	\$60
Add Double Lock	\$145

Accessories (see Pages 16 & 17)

- Extra Adjustable Shelves



Extra Tall Wall Cabinet

Moduline cabinets are **modular**. That means each cabinet is a building block, and you can choose whichever cabinets you like and put them together in lots of different ways.

Cabinets Available in 8 Standard Colors. Custom Colors Available on Request.



Signature Black, Red, Moduline Blue, Royal Blue, Yellow, White, Textured Gray & Light Gray.

ProII™ Open Shelving

Height x Depth x Width	Price
39" x 15" x 24"	\$734
39" x 15" x 30"	\$740
39" x 15" x 32"	\$744
39" x 15" x 36"	\$750
45" x 15" x 24"	\$738
45" x 15" x 30"	\$747
45" x 15" x 32"	\$750
45" x 15" x 36"	\$755

Custom Sizes Available

Use 39" Tall Shelf with 36" High Counters to match 75" Tall Closets
Use 45" Tall Shelf with 36" High Counters to match 81" Tall Closets

Features & Specifications

- Military-Grade Aluminum
- (2) Adjustable Shelves Included

Options

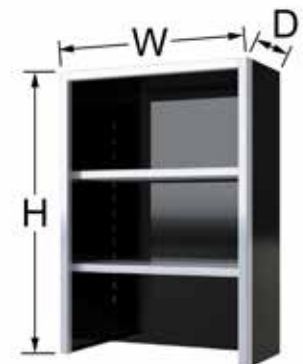
Choose: Clear or Black Anodize Frames



Shelf System Only Available in Signature Black.



Signature Black



ProII™ Countertops

Description

18" Deep Aluminum
24" Deep Aluminum

18" Deep Stainless Steel
24" Deep Stainless Steel

19" Deep Butcher Block
25" Deep Butcher Block
Butcher Block Backsplash

18" Deep Countertop Brace
24" Deep Countertop Brace

Price

\$73 / ft
\$75 / ft

Call for Pricing
Call for Pricing


\$149 / ft
\$160 / ft
\$30 / ft

\$86 / ft
\$90 / ft



Features & Specifications

- 1/8" Thick Military-Grade Aluminum
- .075" Thick Stainless Steel
- 1 3/4" Thick Butcher Block



ProII™ Space Saver™ Sliding Door Cabinets

Height x Depth x Width

59" x 11 1/2" x 48"
59" x 15 1/2" x 48"
75" x 11 1/2" x 48"
75" x 15 1/2" x 48"

Price

\$1,386
\$1,530
\$1,617
\$1,790

Custom Sizes Available

Height dimension does not include 2" or 4" Toe Kick

Features & Specifications

- Military-Grade Aluminum
- Double-Wall Door Construction
- (2) Adjustable Shelves Included

Options

Choose: Clear or Black Anodize Frames

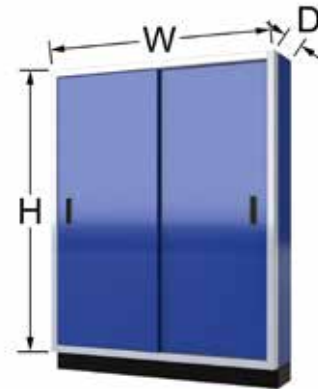
Add **2" or 4" Toe Kick** \$99

Add **Back Panel**

For **59" High** Cabinet \$187
For **75" High** Cabinet \$215

Accessories (see Pages 16 & 17)

- Extra Adjustable Shelves



Extra Tall Wall Cabinet

Cabinets shown with optional Toe Kick.

Cabinets Available in 8 Standard Colors. Custom Colors Available on Request.



Signature Black, Red, Moduline Blue, Royal Blue, Yellow, White, Textured Gray & Light Gray.

Custom Cabinets

Moduline specializes in customization, from minor modifications to one-of-a-kind designs.

Check out our Custom Photo Gallery at ModulineCabinets.com to see even more customs.



Closet with Wire Mesh Doors



Paint Mixing Station



*Lift-Up Countertop with
Hydropneumatic Springs*



SUV Storage Box



Dual Workstations

Custom Cabinets *(continued)*



Custom Drawer Cabinet



Rolling Workstation

Getting Started

With so many styles and sizes to choose from, designing the perfect storage solution from scratch can feel a little daunting. But it doesn't have to. Our expert cabinet designers work with you one-on-one to create a layout that fits your space, budget and project. We'll provide you with detailed drawings so you can see how your cabinets will look and be confident that you're getting exactly what you want.

Customizing Moduline Cabinets is as Simple as... Design – Build – Ship !

- **Design:** Speak with a cabinet expert and have your cabinets custom-tailored to fit your space, needs and budget.
- **Build:** All our cabinets are made to order so we can accommodate custom sizes and other modifications.
- **Ship:** We deliver your cabinets fully assembled right to your door.

Moduline has expert cabinet designers that specialize in creating the perfect storage solution for our customers. From garages and shops to trailers and vehicles, we help you meet your exact storage needs, every step of the way.

Getting started is easy. Give us a call today!



Looking For Something That's Not Listed?
Need a Hand Creating a Layout?
Or Simply Have a Question?

Give Us a Call Today!

ProII™ Combinations

Visit ModulineCabinets.com for complete combo information.

Combo Number	Aluminum Countertop	SST & BB Countertop
PGC008-04A	\$6,747	\$7,256
PGC008-05A	\$7,286	\$7,966
PGC008-08A	\$5,024	\$5,704
PGC008-11A	\$7,101	\$7,611
PGC008-12A	\$7,472	\$8,161
PGC008-13A	\$8,988	\$9,328
PGC008-14A	\$8,653	\$9,078
PGC009-01A	\$6,186	\$6,951
PGC009-02A	\$7,639	\$8,402
PGC009-03A	\$5,791	\$6,556
PGC009-04A	\$6,709	\$7,219
PGC009-05A	\$10,130	\$10,894
PGC009-06A	\$8,631	\$9,396
PGC009-07A	\$6,726	\$7,491
PGC009-08A	\$9,520	\$10,285
PGC010-01A	\$7,258	\$8,108
PGC010-02A	\$7,022	\$7,701
PGC010-03A	\$9,110	\$9,620
PGC010-04A	\$9,107	\$9,787
PGC010-05A	\$7,439	\$8,119
PGC010-06A	\$10,003	\$10,513
PGC012-01A	\$9,446	\$10,125
PGC012-02A	\$10,462	\$11,142
PGC012-03A	\$12,048	\$12,728
PGC012-04A	\$10,650	\$11,330
PGC012-05A	\$10,474	\$11,153
PGC012-06A	\$12,340	\$13,019
PGC012-07A	\$10,086	\$10,766
PGC012-08A	\$11,102	\$11,781
PGC012-09A	\$11,911	\$12,591
PGC012-10A	\$11,278	\$11,958
PGC014-01A	\$9,154	\$10,174
PGC014-02A	\$9,581	\$10,601
PGC016-01A	\$11,744	\$12,423
PGC016-02A	\$13,330	\$14,009
PGC016-03A	\$13,728	\$14,408
PGC016-04A	\$13,214	\$14,149
PGC016-05A	\$11,618	\$12,128
PGC016-06A	\$12,838	\$13,518
PGC016-07A	\$14,424	\$15,104
PGC016-08A	\$15,631	\$16,310
PGC016-09	\$12,480*	
PGC016-10A	\$13,912	\$14,846
PGC016-11A	\$14,224	\$15,329
PGC020-01A	\$13,018	\$14,293
PGC020-02	\$14,512*	
PGC020-03A	\$14,894	\$15,234
PGC020-04A	\$17,953	\$18,973
PGC020-05A	\$19,061	\$20,081
PGC020-06A	\$18,235	\$19,085
PGC025-01A	\$15,867	\$17,142
PGC025-02A	\$16,601	\$17,845
PGC010-01AC	\$12,782	\$13,717




PGC008-04A



PGC008-13A



PGC009-02A



PGC009-04A



PGC010-03A



PGC010-05A



PGC012-01A



PGC012-03A



PGC012-05A



PGC012-09A



PGC016-02A



PGC016-09



PGC016-11A



PGC020-04A



PGC025-02A



PGC010-01AC

Combos are Available in All Our Standard Colors.

* = Combo doesn't include a countertop

ProII™ Accessories

Light Shields

Description	Price
Light Shield	\$24 / ft
11" Deep Left Side	\$43 each
11" Deep Right Side	\$43 each
15" Deep Left Side	\$45 each
15" Deep Right Side	\$45 each
Corner Light Shield	\$49 each



Pull Out Shelves

Depth x Width	Price
18" x 24"	\$167
18" x 30"	\$174
18" x 32"	\$180
18" x 36"	\$187
24" x 24"	\$174
24" x 30"	\$180
24" x 32"	\$187
24" x 36"	\$194



LED Lighting

Description	Price
LED Lighting	\$30 / ft

Minimum 8' Length

Features & Specifications

- (2) 2"x2" Modules per Foot
- 160 Lumens per Foot
- 6500K Color Temperature
- 60 Watt Power Supply
- Up to 30' of LED Modules per Power Supply




Extreme Drawer Liner™ The Best Toolbox Drawer Liner Available!

Description	Price
Drawer Liner	\$7 / ft

Minimum 10' Length

Features & Specifications

- Protects Tools and Holds Them in Place
- Solid, Non-Slip, PVC-Coated Polyester
- 20.8" Wide x 1/8" Thick



Adjustable Shelves

Depth x Width	Price
8" x 24"	\$24
8" x 30"	\$26
8" x 32"	\$27
11" x 16"	\$25
11" x 24"	\$35
11" x 30"	\$37
11" x 32"	\$38
11" x 36"	\$40
11" x 48"	\$128
15" x 16"	\$27
15" x 24"	\$40
15" x 30"	\$48
15" x 32"	\$52
15" x 36"	\$58
15" x 48"	\$146
Corner Shelf	\$151



Depth x Width	Price
18" x 16"	\$43
18" x 24"	\$54
18" x 30"	\$58
18" x 32"	\$60
18" x 36"	\$67
24" x 16"	\$50
24" x 24"	\$54
24" x 30"	\$71
24" x 32"	\$75
24" x 36"	\$87

Workbench Mat

Description	Price
18" Deep	\$19 / ft
24" Deep	\$20 / ft
36" Deep	\$28 / ft

Minimum 4' Length

Features & Specifications

- Diamond Tread Pattern
- Protects Your Countertop and Prevents Slippage
- 5/32" Thick Black Vinyl



ProII™ Accessories

Power Grid™

Section Length	Price
31 1/2"	\$190
39 3/8"	\$205
47 1/4"	\$220



Includes (1) Pair of End Caps

Internal Wiring / Plumbing Not Included

Features & Specifications

- Brushed Stainless Steel
- (1) Outlet Cutout per Section
- Call for Custom Cutouts

Drawer Bins

Drawer Size	Price
24" Wide	\$112 / drawer
30" Wide	\$130 / drawer
32" Wide	\$141 / drawer
36" Wide	\$160 / drawer



Options

Assortments Available for Various Part Sizes

For Each Drawer Choose; **Small, Medium** or **Large Parts**

Features & Specifications

- Removable and Rearrangeable
- High-Impact Polystyrene (HIPS)
- 1 3/4" Tall Bins

Bottom Shelves

Base Cabinets & Closets

Depth x Width	Price
18" x 16"	\$43
18" x 24"	\$54
18" x 30"	\$58
18" x 32"	\$60
18" x 36"	\$67
24" x 16"	\$51
24" x 24"	\$54
24" x 30"	\$71
24" x 32"	\$75
24" x 36"	\$87



Trophy Shelf & Valance

Description	Price
11" Deep Trophy Shelf	\$62 / ft
15" Deep Trophy Shelf	\$75 / ft
11" Deep Valance	\$62 / ft
15" Deep Valance	\$75 / ft




Trophy Shelf and Valance

Features & Specifications

- Available in Any Length

Drawer Dividers

Drawer Size	Price
3" Tall	\$85 / drawer
4" Tall	\$86 / drawer
6" Tall	\$96 / drawer



Options

Add **6 Extra Dividers** \$48 / drawer

Features & Specifications

- Military-Grade Aluminum
- Adjustable Dividers to Fit Any Size Parts
- (2) Center Rails and (6) Dividers per Drawer

Sinks

Description	Dimensions	Price
Moen Bar Sink	15" x 15" x 5.5" Deep	\$245
Stainless Steel 10" Deep	20" x 20" x 10" Deep	\$325
Stainless Steel 25" Wide	25" x 22" x 8.25" Deep	\$225

Faucet Not Included



Moen Bar Sink



10" Deep
Stainless Steel Sink



25" Wide
Stainless Steel Sink

ProII™ Accessories

Folding Workstation

Description	Price
24" Wide	\$325
44" Wide	\$595

Options

Add **Mobile Mounting Kit** \$45

Mobile Mounting Kits Allow Workstation to Easily Move Between Garage and Trailer (One Kit per Location)

Features & Specifications

- Instant Workbench When You Need It
- Compact 6 1/2" Depth When Closed
- (2) 4 1/2" Deep Shelves



24" Wide Folding Workstation



44" Wide Folding Workstation

All-Aluminum Desk

Height x Depth x Width	Price
30" x 24" x 64"	\$3,136

Custom Sizes Available

Includes:

- (1) 30" High x 24" Deep x 16" Wide **Base Cabinet**
- (1) 30" High x 24" Deep x 16" Wide **File Cabinet**
- 1/8" Thick Military-Grade Aluminum Countertop
- Countertop Brace

Features & Specifications

- Military-Grade Aluminum
- QuikDraw® Single-Action Latch System
- Double-Wall Door Construction
- Trigger Latch
- Continuous Hinge

Options

Choose: Clear or Black Anodize Frames

Add Base Cabinet **Locking Latch** \$60
 Add File Cabinet **Key Lock** \$150

Accessories (see Pages 16 & 17)

- Extreme Drawer Liner™
- Adjustable Shelves
- Adjustable Pull-Out Shelves
- Bottom Shelves

Oil Rack

Height x Depth x Width	Price
36" x 5 1/2" x 24 1/2"	\$195

Features & Specifications

- 36" High x 5 1/2" Deep x 24 1/2" Wide
- Available in Red or White
- Utilize Unused Wall or Door Space
- Neatly Store Bottles and Containers
- Holds Containers up to 4 1/2" Diameter



All-Aluminum Desk



Executive Desk

Executive Desk

Height x Depth x Width	Price
31.75" x 36" x 70.5"	\$4,822

Custom Sizes Available

Includes:

- (2) 30" High x 24" Deep x 16" Wide **File Cabinet**
- 1 3/4" Thick Butcher Block from Bally Block Co.
- Under-Counter Drawer
- Modesty Panel

Features & Specifications

- Military-Grade Aluminum
- QuikDraw® Single-Action Latch System

Options

Choose: Clear or Black Anodize Frames

Add File Cabinet **Key Locks** \$300

Accessories (see Pages 16 & 17)

- Extreme Drawer Liner™

Cabinets Available in 8 Standard Colors. Custom Colors Available on Request.



Signature Black, Red, Moduline Blue, Royal Blue, Yellow, White, Textured Gray & Light Gray.

Notes

www.ModulineCabinets.com
Toll Free (888) 343-4463

MODULINE
PRO II™ SERIES

For complete Terms and Conditions please visit www.modulinecabinets.com/terms
Moduline reserves the right to revise product specification and prices.