

MODULINE[®]

PRO II™ SERIES

TECHNICAL INFORMATION & PRICE LIST



- 1** Base Cabinets
- 2** Single Drawer Base Cabinets
- 3** QuikDraw[®] Drawer Units
- 4** Cabinet Toppers
- 5** Big Drawer™ Units
- 6** Specialty Cabinets
- 7** Rolling Cabinets & Toolboxes
- 8** Big Drawer™ Rolling Toolboxes
- 9** Closets
- 10** Overhead Wall Cabinets & Corners
- 11** Extra-Tall Wall Cabinets
- 11** Open Shelving
- 12** Countertops
- 12** Space Saver™ Cabinets
- 13** Custom Cabinets
- 14** Getting Started
- 15** Combinations
- 16** Accessories

ProII™ Base Cabinets

Single & Double Door

Height x Depth x Width	# of Doors	Price
32" x 18" x 24"	1	\$534
32" x 18" x 30"	2	\$562
32" x 18" x 32"	2	\$583
32" x 18" x 36"	2	\$615
32" x 24" x 16"	1	\$553
32" x 24" x 24"	1	\$572
32" x 24" x 30"	2	\$583
32" x 24" x 32"	2	\$604
32" x 24" x 36"	2	\$636
36" x 18" x 24"	1	\$561
36" x 18" x 30"	2	\$590
36" x 18" x 32"	2	\$612
36" x 18" x 36"	2	\$646
36" x 24" x 16"	1	\$581
36" x 24" x 24"	1	\$601
36" x 24" x 30"	2	\$624
36" x 24" x 32"	2	\$634
36" x 24" x 36"	2	\$668



Moduline cabinets are **modular**. That means each cabinet is a building block, and you can choose whichever cabinets you like and put them together in lots of different ways.

Cabinets Available in 8 Standard Colors. Custom Colors Available on Request.



Signature Black, Red, Moduline Blue, Royal Blue, Yellow, White, Textured Gray & Light Gray.

Custom Sizes Available

Single Door Only: Specify Hinge on Left or Right Side

Height dimension does **not** include 2" or 4" Toe Kick

Features & Specifications

- Military-Grade Aluminum
- Double-Wall Door Construction
- Trigger Latch
- Continuous Hinge
- (1) Adjustable Shelf Included

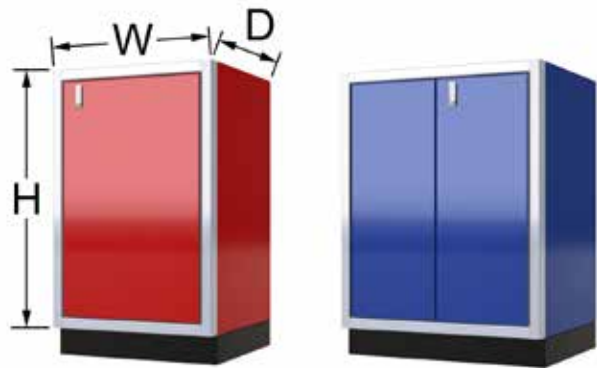
Options

Choose: Clear or Black Anodize Frames

Add 2" or 4" Toe Kick	\$90
Add Back Panel	
For 16" Wide Cabinets	\$65
For 24" Wide Cabinets	\$70
For 30" Wide Cabinets	\$73
For 32" Wide Cabinets	\$74
For 36" Wide Cabinets	\$75
Add Locking Latch	\$55

Accessories (see Pages 16 & 17)

- Extra Adjustable Shelves
- Adjustable Pull-Out Shelves
- Bottom Shelves



Single Door Base

Double Door Base

Cabinets shown with optional Toe Kick.

ProII™ Single Drawer Base Cabinets

Single & Double Door

Height x Depth x Width	# of Doors	Price
32" x 18" x 24"	1	\$832
32" x 18" x 30"	2	\$860
32" x 18" x 32"	2	\$881
32" x 18" x 36"	2	\$913
32" x 24" x 16"	1	\$851
32" x 24" x 24"	1	\$870
32" x 24" x 30"	2	\$881
32" x 24" x 32"	2	\$902
32" x 24" x 36"	2	\$934
36" x 18" x 24"	1	\$859
36" x 18" x 30"	2	\$888
36" x 18" x 32"	2	\$910
36" x 18" x 36"	2	\$944
36" x 24" x 16"	1	\$879
36" x 24" x 24"	1	\$899
36" x 24" x 30"	2	\$922
36" x 24" x 32"	2	\$932
36" x 24" x 36"	2	\$966



Moduline cabinets are **modular**. That means each cabinet is a building block, and you can choose whichever cabinets you like and put them together in lots of different ways.

Cabinets Available in 8 Standard Colors. Custom Colors Available on Request.



Signature Black, Red, Moduline Blue, Royal Blue, Yellow, White, Textured Gray & Light Gray.

Custom Sizes Available

Single Door Only: Specify Hinge on Left or Right Side

Height dimension does **not** include 2" or 4" Toe Kick

Features & Specifications

- Military-Grade Aluminum
- QuikDraw® Single-Action Latch System
- (1) **4" Tall** Drawer
- Double-Wall Door Construction
- Trigger Latch
- Continuous Hinge
- (1) Adjustable Shelf Included

Usable Drawer Space

4" Tall Drawer = 3 ½" Height

18" Deep Cabinet = 14 ¾" Depth

24" Deep Cabinet = 20 ¾" Depth

24" Wide Cabinet = 18 ½" Width

30" Wide Cabinet = 24 ½" Width

32" Wide Cabinet = 26 ½" Width

36" Wide Cabinet = 30 ½" Width

Options

Choose: Clear or Black Anodize Frames

Add **2" or 4" Toe Kick** \$90

Add **Back Panel**

For **16" Wide** Cabinets \$65

For **24" Wide** Cabinets \$70

For **30" Wide** Cabinets \$73

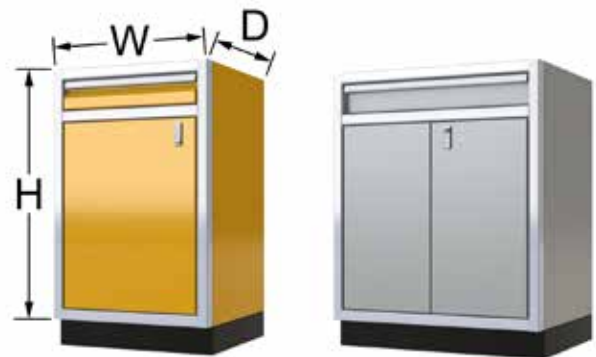
For **32" Wide** Cabinets \$74

For **36" Wide** Cabinets \$75

Add **Locking Latch** \$55

Accessories (see Pages 16 & 17)

- Extra Adjustable Shelves
- Adjustable Pull-Out Shelves
- Bottom Shelves
- Extreme Drawer Liner™
- Aluminum Drawer Dividers
- Plastic Drawer Bins



Single Door SD Base

Double Door SD Base

Cabinets shown with optional Toe Kick.

ProII™ QuikDraw® Drawer Units

3-, 4-, 5-, 6-, & 7-Drawer

Height x Depth x Width	# of Drawers	Price
32" x 18" x 24"	3	\$1,354
	4	\$1,398
	6	\$1,443
32" x 18" x 30"	3	\$1,469
	4	\$1,586
	6	\$1,701
32" x 18" x 32"	3	\$1,470
	4	\$1,587
	6	\$1,702
32" x 18" x 36"	3	\$1,605
	4	\$1,653
	6	\$1,704
32" x 24" x 24"	3	\$1,508
	4	\$1,572
	6	\$1,639
32" x 24" x 30"	3	\$1,639
	4	\$1,781
	6	\$1,923
32" x 24" x 32"	3	\$1,640
	4	\$1,782
	6	\$1,924
32" x 24" x 36"	3	\$1,781
	4	\$1,852
	6	\$1,926
36" x 18" x 24"	3	\$1,417
	5	\$1,464
	7	\$1,511
36" x 18" x 30"	3	\$1,538
	5	\$1,660
	7	\$1,781
36" x 18" x 32"	3	\$1,539
	5	\$1,661
	7	\$1,782
36" x 18" x 36"	3	\$1,680
	5	\$1,730
	7	\$1,784
36" x 24" x 24"	3	\$1,508
	5	\$1,572
	7	\$1,639
36" x 24" x 30"	3	\$1,639
	5	\$1,781
	7	\$1,923
36" x 24" x 32"	3	\$1,640
	5	\$1,782
	7	\$1,924
36" x 24" x 36"	3	\$1,781
	5	\$1,852
	7	\$1,926



Moduline cabinets are **modular**. That means each cabinet is a building block, and you can choose whichever cabinets you like and put them together in lots of different ways.

Cabinets Available in 8 Standard Colors. Custom Colors Available on Request.



Signature Black, Red, Moduline Blue, Royal Blue, Yellow, White, Textured Gray & Light Gray.

Every Moduline drawer features our patented

QuikDraw®

Single Action Latch System

- Drawers stay securely closed without locks.
- Unlatches effortlessly.
- Lift anywhere along the handle.
- Whisper-quiet operation.
- Mechanism doesn't sacrifice any drawer space.



Continued on next page

ProII™ QuikDraw® Drawer Units (continued)

12-Drawer

Height x Depth x Width	# of Drawers	Price
59" x 18" x 24"	12	\$2,933
59" x 18" x 30"	12	\$3,040
59" x 18" x 32"	12	\$3,044
59" x 18" x 36"	12	\$3,371
59" x 24" x 24"	12	\$3,070
59" x 24" x 30"	12	\$3,182
59" x 24" x 32"	12	\$3,186
59" x 24" x 36"	12	\$3,528

Custom Sizes Available

Height dimension does **not** include 2" or 4" Toe Kick

Features & Specifications

- Military-Grade Aluminum
- QuikDraw® Single-Action Latch System

Drawers in Each Unit

32" High Unit

- 3 Drawers = (3) **9" Tall** Drawers
- 4 Drawers = (4) **7" Tall** Drawers
- 6 Drawers = (2) **3" Tall**, (2) **4" Tall** & (2) **6" Tall** Drawers

36" High Unit

- 3 Drawers = (3) **10" Tall** Drawers
- 5 Drawers = (5) **6" Tall** Drawers
- 7 Drawers = (2) **3" Tall**, (3) **4" Tall** & (2) **6" Tall** Drawers

59" High Unit

- (4) **3" Tall**, (4) **4" Tall** & (4) **6" Tall** Drawers

Usable Drawer Space

- 3" Tall** Drawer = 2 ½" Height
- 4" Tall** Drawer = 3 ½" Height
- 6" Tall** Drawer = 5 ¾" Height
- 7" Tall** Drawer = 6 ¼" Height
- 9" Tall** Drawer = 8 ½" Height
- 10" Tall** Drawer = 10" Height

- 18" Deep Unit = 14 ¾" Depth
- 24" Deep Unit = 20 ¾" Depth

- 24" Wide Unit = 18 ½" Width
- 30" Wide Unit = 24 ½" Width
- 32" Wide Unit = 26 ½" Width
- 36" Wide Unit = 30 ½" Width

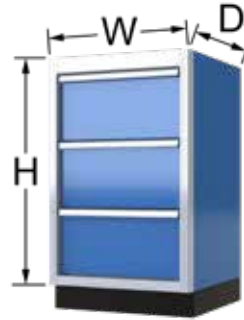
Options

Choose: Clear or Black Anodize Frames

- Add **2" or 4" Toe Kick** \$90
- Add **Key Lock** \$150

Accessories (see Pages 16 & 17)

- Extreme Drawer Liner™
- Aluminum Drawer Dividers
- Plastic Drawer Bins



3-Drawer Unit



5-Drawer Unit

Cabinets shown with optional Toe Kick.



7-Drawer Unit



12-Drawer Unit with 16" Tall Cabinet Topper

Cabinet Toppers

Height x Depth x Width	# of Doors	Price
16" x 24" x 24"	1	\$473
16" x 24" x 30"	2	\$504
16" x 24" x 32"	2	\$510
16" x 24" x 36"	2	\$532
22" x 24" x 24"	1	\$497
22" x 24" x 30"	2	\$542
22" x 24" x 32"	2	\$558
22" x 24" x 36"	2	\$587

Custom Sizes Available

- Use 16" Tall Cabinet Topper with 59" Tall Drawer Unit to match 75" Tall Closets
- Use 22" Tall Cabinet Topper with 59" Tall Drawer Unit to match 81" Tall Closets

Features & Specifications

- Military-Grade Aluminum
- Double-Wall Door Construction
- Trigger Latch
- Continuous Hinge
- Hydropneumatic Spring with Lift-Up Door Option

Options

Choose: Clear or Black Anodize Frames

- Add **Lift-Up Door** \$48
- Add **Locking Latch** \$55
- Add **Double Lock** \$140
- Add **Back Panel**
 - For **16" Tall** Cabinets \$58
 - For **22" Tall** Cabinets \$64

ProII™ Big Drawer™ Units

Height x Depth x Width	Price
32" x 24" x 48" with Door	\$3,075
32" x 24" x 48"	\$3,175
32" x 24" x 60" with Door	\$4,275
32" x 24" x 60"	\$4,375
36" x 24" x 48" with Door	\$3,100
36" x 24" x 48"	\$3,200
36" x 24" x 60" with Door	\$4,300
36" x 24" x 60"	\$4,400



Custom Sizes Available

Height dimension does **not** include 2" or 4" Toe Kick

Features & Specifications

- Military-Grade Aluminum
- QuikDraw® Single-Action Latch System

Drawers in Each Unit

(1) "Big Drawer" Top Drawer

32" High Unit

Left = (2) **3" Tall**, (2) **4" Tall** & (1) **6" Tall** Drawers
 Right = (1) **3" Tall** & (2) **8 ½" Tall** File Drawers

36" High Unit

Left = (2) **3" Tall**, (3) **4" Tall** & (1) **6" Tall** Drawers
 Right = (1) **3" Tall** & (2) **10 ½" Tall** File Drawers

Usable Drawer Space

- "Big Drawer" = 3 ¼" Height
- 3" Tall** Drawer = 2 ½" Height
- 4" Tall** Drawer = 3 ½" Height
- 6" Tall** Drawer = 6" Height
- 8 ½" Tall** File Drawer = 8 ½" Height
- 10 ½" Tall** File Drawer = 10 ½" Height

20 ¾" Depth

48" Wide Toolbox

- "Big Drawer" = 42 ½" Width
- Left Side = 26 ½" Width
- Right Side = 12" Width

60" Wide Toolbox

- "Big Drawer" = 54 ½" Width
- Left Side = 30 ½" Width
- Right Side = 20" Width

Options

Choose: Clear or Black Anodize Frames

Add **2" or 4" Toe Kick** \$190

Add **Key Lock** \$280

Accessories (see Pages 16 & 17)

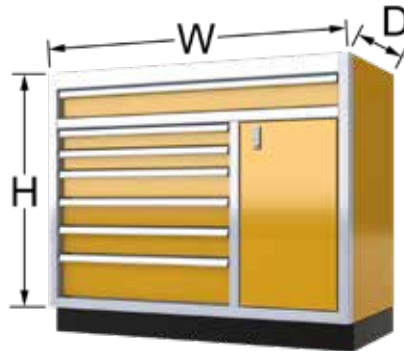
- Extreme Drawer Liner™
- Aluminum Drawer Dividers
- Plastic Drawer Bins

Moduline cabinets are **modular**. That means each cabinet is a building block, and you can choose whichever cabinets you like and put them together in lots of different ways.

Cabinets Available in 8 Standard Colors. Custom Colors Available on Request.




Signature Black, Red, Moduline Blue, Royal Blue, Yellow, White, Textured Gray & Light Gray.



36" High x 48" Wide Unit with Door 32" High x 60" Wide Unit with Door



36" High x 48" Wide Unit



32" High x 60" Wide Unit

Cabinets shown with optional Toe Kick.

ProII™ Specialty Cabinets

Parts Bin, File Cabinet & Recycling Bin

Height x Depth x Width	Type	Price
32" x 24" x 16"	Parts Bin	\$1,172
32" x 24" x 16"	File Cabinet	\$1,279
32" x 24" x 16"	Recycling Bin	\$985
36" x 24" x 16"	Parts Bin	\$1,226
36" x 24" x 16"	File Cabinet	\$1,338
36" x 24" x 16"	Recycling Bin	\$995

Custom Sizes Available

Height dimension does **not** include 2" or 4" Toe Kick

Features & Specifications

- Military-Grade Aluminum
- QuikDraw® Single-Action Latch System
- Recycling Bin Includes Removable 23-Gallon Bin

Drawers in Each File Cabinet

32" High File Cabinet

(1) 5 ¾" Tall Drawer & (2) 10 ½" Tall File Drawers

36" High File Cabinet

(2) 4 ¾" Tall Drawer & (2) 10 ½" Tall File Drawers

Usable Drawer Space

4 ¾" Tall Drawer = 3 ½" Height

5 ¾" Tall Drawer = 4 ½" Height

10 ½" Tall File Drawer = 10 ½" Height

20 ¾" Depth

11 ¾" Width

Options

Choose: Clear or Black Anodize Frames

Add **2"** or **4"** Toe Kick \$90

Add **Key Lock** \$150

32" High Parts Bin - **Choose One:**

- (20) Small Bins
- (10) Small Bins & (6) Large Bins
- (12) Large Bins

36" High Parts Bin - **Choose One:**

- (25) Small Bins
- (15) Small Bins & (6) Large Bins
- (15) Large Bins

Accessories (see Pages 16 & 17)

- Extreme Drawer Liner™
- Aluminum Drawer Dividers
- Plastic Drawer Bins

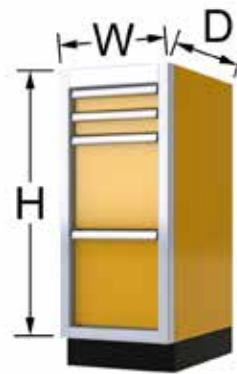


Moduline cabinets are **modular**. That means each cabinet is a building block, and you can choose whichever cabinets you like and put them together in lots of different ways.

Cabinets Available in 8 Standard Colors. Custom Colors Available on Request.



Signature Black, Red, Moduline Blue, Royal Blue, Yellow, White, Textured Gray & Light Gray.



File Cabinet



Parts Bin & Recycling Bin

Cabinets shown with optional Toe Kick.

ProII™ Rolling Cabinets & Toolboxes

Base, Single Drawer Base, 4-Drawer & 6-Drawer

Rolling Toolboxes

Height x Depth x Width	Drawers	Price
34" x 24" x 32"	4 Equal	\$2,269
34" x 24" x 32"	5 Assorted	\$2,507
38" x 24" x 32"	4 Equal	\$2,294
38" x 24" x 32"	6 Assorted	\$2,532
38" x 24" x 32" w/ Handle	4 Equal	\$2,496
38" x 24" x 32" w/ Handle	6 Assorted	\$2,650



Rolling Bases & Single Drawer Bases

Height x Depth x Width	Price
34" x 24" x 32" Base	\$1,279
34" x 24" x 32" SD Base	\$1,659
38" x 24" x 32" Base	\$1,304
38" x 24" x 32" SD Base	\$1,684

Moduline cabinets are **modular**. That means each cabinet is a building block, and you can choose whichever cabinets you like and put them together in lots of different ways.

Cabinets Available in 8 Standard Colors. Custom Colors Available on Request.



Signature Black, Red, Moduline Blue, Royal Blue, Yellow, White, Textured Gray & Light Gray.

Custom Sizes Available

Features & Specifications

- Fits Beneath Countertop
- Military-Grade Aluminum
- QuikDraw® Single-Action Latch System
- Casters with Total Lock
- Double-Wall Door Construction
- Trigger Latch
- Continuous Hinge
- (1) Adjustable Shelf Included
- Stainless Steel Countertop

Drawers in Each Cabinet

- SD Base = (1) **4" Tall** Drawer
- 4 Equal = (4) **6" Tall** Drawers
- 5 Assorted = (1) **3" Tall**, (3) **4" Tall** & (1) **6" Tall** Drawers
- 6 Assorted = (3) **3" Tall**, (1) **4" Tall** & (2) **6" Tall** Drawers

Usable Drawer Space

- 3" Tall** Drawer = 2 ½" Height
- 4" Tall** Drawer = 3 ½" Height
- 6" Tall** Drawer = 5 ¾" Height
- 20 ¾" Depth
- 26 ½" Width

Options

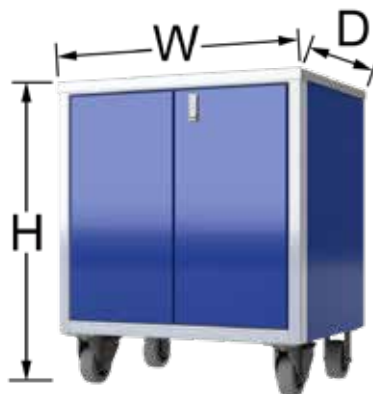
Choose: Clear Anodize or Black Anodize
(Toolboxes with Handles have Color Match Frames)

Add **Key Lock** (Toolboxes Only) \$150

Add **Locking Latch** (Bases Only) \$55

Accessories (see Pages 16 & 17)

- Extra Adjustable Shelves
- Adjustable Pull-Out Shelves
- Extreme Drawer Liner™
- Aluminum Drawer Dividers
- Plastic Drawer Bins



Rolling Base



Rolling SD Base



5-Drawer
Rolling Toolbox



4-Drawer
Rolling Toolbox

6-Drawer Rolling Toolbox with
Color Match Frames & Handle



ProII™ Big Drawer™ Rolling Toolboxes

Height x Depth x Width

40" x 24" x 48" with Door
40" x 24" x 48"
40" x 24" x 60" with Door
40" x 24" x 60"

Price

\$4,680
\$4,780
\$5,880
\$5,980

Custom Sizes Available

Features & Specifications

- Military-Grade Aluminum
- QuikDraw® Single-Action Latch System
- Key Locks
- Stainless Steel Countertop

Drawers in Each Toolbox

Top Drawer

(1) "Big Drawer"

Left Side

(2) 3" Tall, (1) 4" Tall, (1) 5" Tall & (1) 6" Tall Drawers

Right Side

(1) 3" Tall Drawer & (2) 9" Tall File Drawers

Usable Drawer Space

- "Big Drawer" = 4" Height
- 3" Tall Drawer = 2 ½" Height
- 4" Tall Drawer = 3 ½" Height
- 5" Tall Drawer = 4 ½" Height
- 6" Tall Drawer = 5 ½" Height
- 9" File File Drawer = 8 ½" Height

20 ¾" Depth

48" Wide Toolbox

- "Big Drawer" = 42 ½" Width
- Left Side Drawers = 26 ½" Width
- Right Side Drawers = 12" Width
- Right Side Door = 13 3/8" Width

60" Wide Toolbox

- "Big Drawer" = 54 ½" Width
- Left Side Drawers = 30 ½" Width
- Right Side Drawers = 20" Width
- Right Side Door = 21 3/8" Width

Options

Choose: Clear Anodize, Black Anodize or Color Match Frames

Accessories (see Pages 16 & 17)

- Extreme Drawer Liner™
- Aluminum Drawer Dividers
- Plastic Drawer Bins




Moduline cabinets are **modular**. That means each cabinet is a building block, and you can choose whichever cabinets you like and put them together in lots of different ways.

Cabinets Available in 8 Standard Colors. Custom Colors Available on Request.



Signature Black, Red, Moduline Blue, Royal Blue, Yellow, White, Textured Gray & Light Gray.



48" Wide, 6-Drawer Toolbox



6-Drawer Toolbox



9-Drawer Toolbox with Color Match Frames

ProII™ Closets

Single & Double Door

Height x Depth x Width	# of Doors	Price
75" x 18" x 24"	1	\$1,126
75" x 18" x 30"	1	\$1,231
75" x 18" x 32"	1	\$1,256
75" x 18" x 36"	1	\$1,303
75" x 24" x 24"	1 or 2*	\$1,170
75" x 24" x 30"	1 or 2*	\$1,291
75" x 24" x 32"	1 or 2*	\$1,315
75" x 24" x 36"	1 or 2*	\$1,365
81" x 18" x 24"	1 or 2*	\$1,196
81" x 18" x 30"	1 or 2*	\$1,303
81" x 18" x 32"	1 or 2*	\$1,327
81" x 18" x 36"	1 or 2*	\$1,375
81" x 24" x 24"	1 or 2*	\$1,242
81" x 24" x 30"	1 or 2*	\$1,365
81" x 24" x 32"	1 or 2*	\$1,390
81" x 24" x 36"	1 or 2*	\$1,440

Custom Sizes Available

Single Door Only: Specify Hinge on Left or Right Side

Height dimension does **not** include 2" or 4" Toe Kick

Features & Specifications

- Military-Grade Aluminum
- Double-Wall Door Construction
- Trigger Latch
- Double Doors have Slam Latch
- Continuous Hinge
- (2) Adjustable Shelves Included

Options

Choose: Clear or Black Anodize Frames

* = Add Double Door Option	\$258
Add 2" or 4" Toe Kick	\$90
Add Pole Kit	\$50
Add Locking Latch	\$55
Add Double Lock	\$140
Add Back Panel	
For 75" High x 24" Wide Cabinets	\$155
For 75" High x 30" Wide Cabinets	\$180
For 75" High x 32" Wide Cabinets	\$185
For 75" High x 36" Wide Cabinets	\$190
For 81" High x 24" Wide Cabinets	\$160
For 81" High x 30" Wide Cabinets	\$188
For 81" High x 32" Wide Cabinets	\$190
For 81" High x 36" Wide Cabinets	\$195

Accessories (see Pages 16 & 17)

- Extra Adjustable Shelves
- Adjustable Pull-Out Shelves
- Bottom Shelves



Moduline cabinets are **modular**. That means each cabinet is a building block, and you can choose whichever cabinets you like and put them together in lots of different ways.

Cabinets Available in 8 Standard Colors. Custom Colors Available on Request.



Signature Black, Red, Moduline Blue, Royal Blue, Yellow, White, Textured Gray & Light Gray.



Single Door Closet



Double Door Closet

Cabinets shown with optional Toe Kick.

ProII™ Overhead Wall Cabinets & Corners

Single, Double & Lift-Up Door

Height x Depth x Width	# of Doors	Price
18" x 11" x 16"	1	\$333
18" x 11" x 24"	1	\$349
18" x 11" x 30"	2	\$381
18" x 11" x 32"	2	\$389
18" x 11" x 36"	2	\$416
18" x 15" x 16"	1	\$364
18" x 15" x 24"	1	\$381
18" x 15" x 30"	2	\$416
18" x 15" x 32"	2	\$420
18" x 15" x 36"	2	\$458
18" x 24" x 24"	1	\$451
18" x 24" x 30"	2	\$487
18" x 24" x 32"	2	\$502
18" x 24" x 36"	2	\$525
24" x 11" x 16"	1*	\$367
24" x 11" x 24"	1*	\$382
24" x 11" x 30"	2*	\$424
24" x 11" x 32"	2*	\$429
24" x 11" x 36"	2*	\$466
24" x 15" x 16"	1*	\$388
24" x 15" x 24"	1*	\$403
24" x 15" x 30"	2*	\$466
24" x 15" x 32"	2*	\$470
24" x 15" x 36"	2*	\$498
24" x 24" x 24"	1*	\$465
24" x 24" x 30"	2*	\$507
24" x 24" x 32"	2*	\$521
24" x 24" x 36"	2*	\$550
30" x 11" x 24"	1*	\$483
30" x 11" x 30"	2*	\$514
30" x 11" x 32"	2*	\$519
30" x 11" x 36"	2*	\$551
30" x 15" x 24"	1*	\$504
30" x 15" x 30"	2*	\$541
30" x 15" x 32"	2*	\$545
30" x 15" x 36"	2*	\$576
36" x 11" x 16"	1*	\$568
36" x 11" x 24"	1*	\$583
36" x 11" x 30"	2*	\$604
36" x 11" x 32"	2*	\$608
36" x 11" x 36"	2*	\$636
36" x 15" x 16"	1*	\$589
36" x 15" x 24"	1*	\$604
36" x 15" x 30"	2*	\$615
36" x 15" x 32"	2*	\$619
36" x 15" x 36"	2*	\$653
18" x 15" x 32" Corner	2	\$572
24" x 15" x 32" Corner	2	\$636
36" x 15" x 32" Corner	2	\$806

Custom Sizes Available

We Recommend:

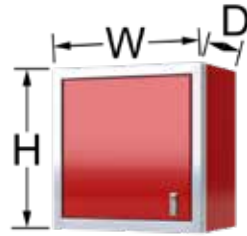
Using 11" Deep Wall Cabinets with 18" Deep Bases
Using 15" Deep Wall Cabinets with 24" Deep Bases

Moduline cabinets are **modular**. That means each cabinet is a building block, and you can choose whichever cabinets you like and put them together in lots of different ways.

Cabinets Available in 8 Standard Colors. Custom Colors Available on Request.



Signature Black, Red, Moduline Blue, Royal Blue, Yellow, White, Textured Gray & Light Gray.



Single Door Wall Cabinet



Corner Wall Cabinet



Double Door Wall Cabinet



Lift-Up Door Wall Cabinet

Features & Specifications

- Military-Grade Aluminum
- Double-Wall Door Construction
- Trigger Latch
- Continuous Hinge
- * = (1) Adjustable Shelf Included
- Hydropneumatic Spring with Lift-Up Door Option

Options

Choose: Clear or Black Anodize Frames

Add Locking Latch	\$55
Add Double Lock	\$140
Add Lift-Up Door	\$48
Add Back Panel (see table)	

		Back Panel Width						
		16"	24"	30"	32"	36"	Corner	
Back Panel Height	18"						\$58	\$95
	24"						\$65	\$97
	30"	\$65	\$69	\$70	\$71	\$73	n/a	
	36"	\$65	\$70	\$73	\$74	\$75	\$110	

Accessories (see Pages 16 & 17)

- Extra Adjustable Shelves

ProII™ Extra-Tall Wall Cabinets

Single Door

Height x Depth x Width	Price
59" x 11" x 24"	\$767
59" x 11" x 32"	\$835
59" x 15" x 24"	\$826
59" x 15" x 32"	\$870
75" x 11" x 24"	\$923
75" x 11" x 32"	\$984
75" x 15" x 24"	\$976
75" x 15" x 32"	\$1,020

Custom Sizes Available

Features & Specifications

- Military-Grade Aluminum
- Double-Wall Door Construction
- Trigger Latch
- Continuous Hinge
- (2) Adjustable Shelves Included

Options

Choose: Clear or Black Anodize Frames

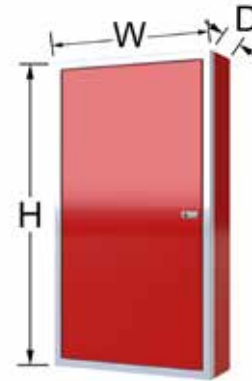
Add Back Panel

For 59" High x 24" Wide Cabinet	\$92
For 59" High x 32" Wide Cabinet	\$100
For 75" High x 24" Wide Cabinet	\$155
For 75" High x 32" Wide Cabinet	\$185

Add Locking Latch	\$55
Add Double Lock	\$140

Accessories (see Pages 16 & 17)

- Extra Adjustable Shelves



Extra Tall Wall Cabinet

Moduline cabinets are **modular**. That means each cabinet is a building block, and you can choose whichever cabinets you like and put them together in lots of different ways.

Cabinets Available in 8 Standard Colors. Custom Colors Available on Request.



Signature Black, Red, Moduline Blue, Royal Blue, Yellow, White, Textured Gray & Light Gray.

ProII™ Open Shelving

Height x Depth x Width	Price
39" x 15" x 24"	\$667
39" x 15" x 30"	\$673
39" x 15" x 32"	\$676
39" x 15" x 36"	\$681
45" x 15" x 24"	\$671
45" x 15" x 30"	\$679
45" x 15" x 32"	\$681
45" x 15" x 36"	\$686

Custom Sizes Available

Use 39" Tall Shelf with 36" High Counters to match 75" Tall Closets
Use 45" Tall Shelf with 36" High Counters to match 81" Tall Closets

Features & Specifications

- Military-Grade Aluminum
- (2) Adjustable Shelves Included

Options

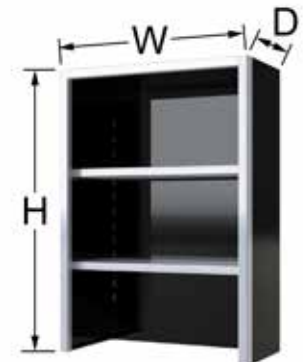
Choose: Clear or Black Anodize Frames



Shelf System Only Available in Signature Black.



Signature Black



ProII™ Countertops

Description

18" Deep Aluminum
24" Deep Aluminum

18" Deep Stainless Steel
24" Deep Stainless Steel

19" Deep Butcher Block
25" Deep Butcher Block
Butcher Block Backsplash

18" Deep Countertop Brace
24" Deep Countertop Brace

Price

\$66 / ft
\$68 / ft

Call for Pricing
Call for Pricing


\$135 / ft
\$145 / ft
\$30 / ft

\$78 / ft
\$82 / ft



Features & Specifications

- 1/8" Thick Military-Grade Aluminum
- .075" Thick Stainless Steel
- 1 3/4" Thick Butcher Block



ProII™ Space Saver™ Sliding Door Cabinets

Height x Depth x Width

59" x 11 1/2" x 48"
59" x 15 1/2" x 48"
75" x 11 1/2" x 48"
75" x 15 1/2" x 48"

Price

\$1,260
\$1,391
\$1,470
\$1,628

Custom Sizes Available

Height dimension does not include 2" or 4" Toe Kick

Features & Specifications

- Military-Grade Aluminum
- Double-Wall Door Construction
- (2) Adjustable Shelves Included

Options

Choose: Clear or Black Anodize Frames

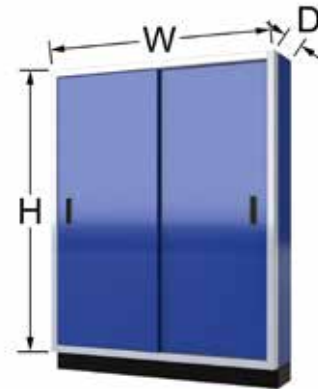
Add **2" or 4" Toe Kick** \$90

Add **Back Panel**

For **59" High** Cabinet \$170
For **75" High** Cabinet \$195

Accessories (see Pages 16 & 17)

- Extra Adjustable Shelves



Extra Tall Wall Cabinet

Cabinets shown with optional Toe Kick.

Cabinets Available in 8 Standard Colors. Custom Colors Available on Request.



Signature Black, Red, Moduline Blue, Royal Blue, Yellow, White, Textured Gray & Light Gray.

Custom Cabinets

Moduline specializes in customization, from minor modifications to one-of-a-kind designs.

Check out our Custom Photo Gallery at ModulineCabinets.com to see even more customs.



Closet with Wire Mesh Doors



Paint Mixing Station



*Lift-Up Countertop with
Hydropneumatic Springs*



SUV Storage Box



Dual Workstations

Custom Cabinets *(continued)*



Custom Drawer Cabinet



Rolling Workstation

Getting Started

With so many styles and sizes to choose from, designing the perfect storage solution from scratch can feel a little daunting. But it doesn't have to. Our expert cabinet designers work with you one-on-one to create a layout that fits your space, budget and project. We'll provide you with detailed drawings so you can see how your cabinets will look and be confident that you're getting exactly what you want.

Customizing Moduline Cabinets is as Simple as... Design – Build – Ship !

- **Design:** Speak with a cabinet expert and have your cabinets custom-tailored to fit your space, needs and budget.
- **Build:** All our cabinets are made to order so we can accommodate custom sizes and other modifications.
- **Ship:** We deliver your cabinets fully assembled right to your door.

Moduline has expert cabinet designers that specialize in creating the perfect storage solution for our customers. From garages and shops to trailers and vehicles, we help you meet your exact storage needs, every step of the way.

Getting started is easy. Give us a call today!

Complementary Design Service

Looking For Something That's Not Listed?
Need a Hand Creating a Layout?
Or Simply Have a Question?

Give Us a Call Today!

ProII™ Combinations

Visit ModulineCabinets.com for complete combo information.

Combo Number	Aluminum Countertop	SST & BB Countertop
PGC008-04A	\$5,983	\$6,481
PGC008-05A	\$6,474	\$7,138
PGC008-08A	\$4,434	\$5,098
PGC008-11A	\$6,177	\$6,675
PGC008-12A	\$6,645	\$7,309
PGC008-13A	\$7,747	\$8,079
PGC008-14A	\$7,856	\$8,271
PGC009-01A	\$5,471	\$6,218
PGC009-02A	\$6,802	\$7,549
PGC009-03A	\$5,106	\$5,853
PGC009-04A	\$5,955	\$6,453
PGC009-05A	\$9,174	\$9,921
PGC009-06A	\$7,638	\$8,385
PGC009-07A	\$5,966	\$6,713
PGC009-08A	\$8,501	\$9,248
PGC010-01A	\$6,436	\$7,266
PGC010-02A	\$6,197	\$6,861
PGC010-03A	\$8,059	\$8,557
PGC010-04A	\$8,459	\$9,123
PGC010-05A	\$6,450	\$7,114
PGC010-06A	\$8,605	\$9,103
PGC012-01A	\$8,365	\$9,029
PGC012-02A	\$9,282	\$9,946
PGC012-03A	\$10,890	\$11,554
PGC012-04A	\$9,421	\$10,085
PGC012-05A	\$9,297	\$9,961
PGC012-06A	\$11,357	\$12,021
PGC012-07A	\$8,690	\$9,354
PGC012-08A	\$9,607	\$10,271
PGC012-09A	\$10,343	\$11,007
PGC012-10A	\$9,736	\$10,400
PGC014-01A	\$8,086	\$9,082
PGC014-02A	\$8,351	\$9,347
PGC016-01A	\$10,377	\$11,041
PGC016-02A	\$11,985	\$12,649
PGC016-03A	\$12,172	\$12,836
PGC016-04A	\$11,694	\$12,607
PGC016-05A	\$10,252	\$10,750
PGC016-06A	\$10,856	\$11,520
PGC016-07A	\$12,464	\$13,128
PGC016-08A	\$13,387	\$14,051
PGC016-09	\$10,260*	
PGC016-10A	\$12,076	\$12,989
PGC016-11A	\$12,788	\$13,867
PGC020-01A	\$11,483	\$12,728
PGC020-02	\$12,768*	
PGC020-03A	\$13,172	\$13,504
PGC020-04A	\$15,880	\$16,876
PGC020-05A	\$16,376	\$17,372
PGC020-06A	\$15,678	\$16,508
PGC025-01A	\$13,971	\$15,216
PGC025-02A	\$14,634	\$15,879
PGC010-01AC	\$11,350	\$12,263




PGC008-04A



PGC008-13A



PGC009-02A



PGC009-04A



PGC010-03A



PGC010-05A



PGC012-01A



PGC012-03A



PGC012-05A



PGC012-09A



PGC016-02A




PGC016-09



PGC016-11A



PGC020-04A



PGC025-02A



PGC010-01AC

Combos are Available in All Our Standard Colors.

* = Combo doesn't include a countertop

ProII™ Accessories

Light Shields

Description	Price
Light Shield	\$22 / ft
11" Deep Left Side	\$39 each
11" Deep Right Side	\$39 each
15" Deep Left Side	\$41 each
15" Deep Right Side	\$41 each
Corner Light Shield	\$45 each



Pull Out Shelves

Depth x Width	Price
18" x 24"	\$152
18" x 30"	\$158
18" x 32"	\$164
18" x 36"	\$170
24" x 24"	\$158
24" x 30"	\$164
24" x 32"	\$170
24" x 36"	\$176



LED Lighting

Description	Price
LED Lighting	\$30 / ft

Minimum 8' Length

Features & Specifications

- (2) 2"x2" Modules per Foot
- 160 Lumens per Foot
- 6500K Color Temperature
- 60 Watt Power Supply
- Up to 30' of LED Modules per Power Supply




Extreme Drawer Liner™ The Best Toolbox Drawer Liner Available!

Description	Price
Drawer Liner	\$7 / ft

Minimum 10' Length

Features & Specifications

- Protects Tools and Holds Them in Place
- Solid, Non-Slip, PVC-Coated Polyester
- 20.8" Wide x 1/8" Thick



Adjustable Shelves

Depth x Width	Price
8" x 24"	\$22
8" x 30"	\$24
8" x 32"	\$25
11" x 16"	\$23
11" x 24"	\$32
11" x 30"	\$34
11" x 32"	\$35
11" x 36"	\$37
11" x 48"	\$117
15" x 16"	\$26
15" x 24"	\$36
15" x 30"	\$44
15" x 32"	\$47
15" x 36"	\$53
15" x 48"	\$133
Corner Shelf	\$137



Depth x Width	Price
18" x 16"	\$39
18" x 24"	\$49
18" x 30"	\$53
18" x 32"	\$55
18" x 36"	\$61
24" x 16"	\$46
24" x 24"	\$49
24" x 30"	\$65
24" x 32"	\$68
24" x 36"	\$79

Workbench Mat

Description	Price
18" Deep	\$19 / ft
24" Deep	\$20 / ft
36" Deep	\$28 / ft

Minimum 4' Length

Features & Specifications

- Diamond Tread Pattern
- Protects Your Countertop and Prevents Slippage
- 5/32" Thick Black Vinyl



ProII™ Accessories

Power Grid™

Section Length	Price
31 1/2"	\$190
39 3/8"	\$205
47 1/4"	\$220



Includes (1) Pair of End Caps

Internal Wiring / Plumbing Not Included

Features & Specifications

- Brushed Stainless Steel
- (1) Outlet Cutout per Section
- Call for Custom Cutouts

Drawer Bins

Drawer Size	Price
24" Wide	\$112 / drawer
30" Wide	\$130 / drawer
32" Wide	\$141 / drawer
36" Wide	\$160 / drawer



Options

Assortments Available for Various Part Sizes

For Each Drawer Choose; **Small, Medium** or **Large Parts**

Features & Specifications

- Removable and Rearrangeable
- High-Impact Polystyrene (HIPS)
- 1 3/4" Tall Bins

Bottom Shelves

Base Cabinets & Closets

Depth x Width	Price
18" x 16"	\$39
18" x 24"	\$49
18" x 30"	\$53
18" x 32"	\$55
18" x 36"	\$61
24" x 16"	\$46
24" x 24"	\$49
24" x 30"	\$65
24" x 32"	\$68
24" x 36"	\$79



Trophy Shelf & Valance

Description	Price
11" Deep Trophy Shelf	\$53 / ft
15" Deep Trophy Shelf	\$61 / ft
11" Deep Valance	\$53 / ft
15" Deep Valance	\$61 / ft




Trophy Shelf and Valance

Features & Specifications

- Available in Any Length

Drawer Dividers

Drawer Size	Price
3" Tall	\$76 / drawer
4" Tall	\$78 / drawer
6" Tall	\$87 / drawer



Options

Add **6 Extra Dividers** \$42 / drawer

Features & Specifications

- Military-Grade Aluminum
- Adjustable Dividers to Fit Any Size Parts
- (2) Center Rails and (6) Dividers per Drawer

Sinks

Description	Dimensions	Price
Moen Bar Sink	15" x 15" x 5.5" Deep	\$245
Stainless Steel 10" Deep	20" x 20" x 10" Deep	\$325
Stainless Steel 25" Wide	25" x 22" x 8.25" Deep	\$225

Faucet Not Included



Moen Bar Sink



10" Deep
Stainless Steel Sink



25" Wide
Stainless Steel Sink

ProII™ Accessories

Folding Workstation

Description	Price
24" Wide	\$325
44" Wide	\$595

Options

Add **Mobile Mounting Kit** \$45

Mobile Mounting Kits Allow Workstation to Easily Move Between Garage and Trailer (One Kit per Location)

Features & Specifications

- Instant Workbench When You Need It
- Compact 6 1/2" Depth When Closed
- (2) 4 1/2" Deep Shelves



24" Wide Folding Workstation



44" Wide Folding Workstation

All-Aluminum Desk

Height x Depth x Width	Price
30" x 24" x 64"	\$2,805

Custom Sizes Available

Includes:

- (1) 30" High x 24" Deep x 16" Wide **Base Cabinet**
- (1) 30" High x 24" Deep x 16" Wide **File Cabinet**
- 1/8" Thick Military-Grade Aluminum Countertop
- Countertop Brace

Features & Specifications

- Military-Grade Aluminum
- QuikDraw® Single-Action Latch System
- Double-Wall Door Construction
- Trigger Latch
- Continuous Hinge

Options

Choose: Clear or Black Anodize Frames

Add Base Cabinet **Locking Latch** \$55
 Add File Cabinet **Key Lock** \$150

Accessories (see Pages 16 & 17)

- Extreme Drawer Liner™
- Adjustable Shelves
- Adjustable Pull-Out Shelves
- Bottom Shelves

Oil Rack

Height x Depth x Width	Price
36" x 5 1/2" x 24 1/2"	\$155

Features & Specifications

- 36" High x 5 1/2" Deep x 24 1/2" Wide
- Available in Red or White
- Utilize Unused Wall or Door Space
- Neatly Store Bottles and Containers
- Holds Containers up to 4 1/2" Diameter



Executive Desk

Height x Depth x Width	Price
31.75" x 36" x 70.5"	\$4,404

Custom Sizes Available

Includes:

- (2) 30" High x 24" Deep x 16" Wide **File Cabinet**
- 1 3/4" Thick Butcher Block from Bally Block Co.
- Under-Counter Drawer
- Modesty Panel

Features & Specifications

- Military-Grade Aluminum
- QuikDraw® Single-Action Latch System

Options

Choose: Clear or Black Anodize Frames

Add File Cabinet **Key Locks** \$300

Accessories (see Pages 16 & 17)

- Extreme Drawer Liner™



All-Aluminum Desk



Executive Desk

Cabinets Available in 8 Standard Colors. Custom Colors Available on Request.



Signature Black, Red, Moduline Blue, Royal Blue, Yellow, White, Textured Gray & Light Gray.

Notes

www.ModulineCabinets.com
Toll Free (888) 343-4463

MODULINE
PRO II™ SERIES

For complete Terms and Conditions please visit www.modulinecabinets.com/terms
Moduline reserves the right to revise product specification and prices.