



MOBILE APPLICATIONS

TECHNICAL INFORMATION & PRICE LIST



- | | |
|--------------------------------------|---|
| 1 Base Cabinets | 8 Overhead Wall Cabinets & Corners |
| 2 Single Drawer Base Cabinets | 9 Wheel Well Cabinets |
| 3 QuikDraw® Toolboxes | 9 All White Wheel Well Cabinets |
| 4 Over-Toolbox Cabinets | 10 Countertops |
| 5 Big Drawer™ Toolboxes | 10 Custom Cabinets |
| 6 Specialty Cabinets | 11 Combinations |
| 7 Closets | 12 Accessories |

ProII™ Base Cabinets

Single & Double Door

Height x Depth x Width	# of Doors	Price
32" x 18" x 24"	1	\$534
32" x 18" x 30"	2	\$562
32" x 18" x 32"	2	\$583
32" x 18" x 36"	2	\$615
32" x 24" x 16"	1	\$553
32" x 24" x 24"	1	\$572
32" x 24" x 30"	2	\$583
32" x 24" x 32"	2	\$604
32" x 24" x 36"	2	\$636
36" x 18" x 24"	1	\$561
36" x 18" x 30"	2	\$590
36" x 18" x 32"	2	\$612
36" x 18" x 36"	2	\$646
36" x 24" x 16"	1	\$581
36" x 24" x 24"	1	\$601
36" x 24" x 30"	2	\$624
36" x 24" x 32"	2	\$634
36" x 24" x 36"	2	\$668

Custom Sizes Available

Single Door Only: Specify Hinge on Left or Right Side

Height dimension does **not** include 2" or 4" Toe Kick

Features & Specifications

- Military-Grade Aluminum
- Double-Wall Door Construction
- Trigger Latch
- Continuous Hinge
- (1) Adjustable Shelf Included

Options

Choose: Clear or Black Anodize Frames

Add **2" or 4" Toe Kick** \$90

Add **Back Panel**

For **16" Wide** Cabinets \$65

For **24" Wide** Cabinets \$70

For **30" Wide** Cabinets \$73

For **32" Wide** Cabinets \$74

For **36" Wide** Cabinets \$75

Add **Locking Latch** \$55

Accessories (see Pages 12 & 13)

- Extra Adjustable Shelves
- Adjustable Pull-Out Shelves
- Bottom Shelves

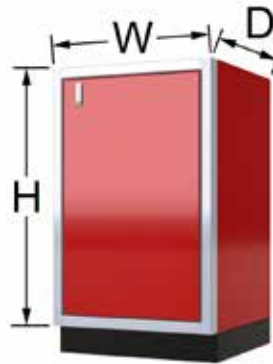


Moduline cabinets are **modular**. That means each cabinet is a building block, and you can choose whichever cabinets you like and put them together in lots of different ways.

Cabinets Available in 8 Standard Colors. Custom Colors Available on Request.



Signature Black, Red, Moduline Blue, Royal Blue, Yellow, White, Textured Gray & Light Gray.



Single Door Base



Double Door Base

Cabinets shown with optional Toe Kick.

ProII™ Single Drawer Base Cabinets

Single & Double Door

Height x Depth x Width	# of Doors	Price
32" x 18" x 24"	1	\$832
32" x 18" x 30"	2	\$860
32" x 18" x 32"	2	\$881
32" x 18" x 36"	2	\$913
32" x 24" x 16"	1	\$851
32" x 24" x 24"	1	\$870
32" x 24" x 30"	2	\$881
32" x 24" x 32"	2	\$902
32" x 24" x 36"	2	\$934
36" x 18" x 24"	1	\$859
36" x 18" x 30"	2	\$888
36" x 18" x 32"	2	\$910
36" x 18" x 36"	2	\$944
36" x 24" x 16"	1	\$879
36" x 24" x 24"	1	\$899
36" x 24" x 30"	2	\$922
36" x 24" x 32"	2	\$932
36" x 24" x 36"	2	\$966



Moduline cabinets are **modular**. That means each cabinet is a building block, and you can choose whichever cabinets you like and put them together in lots of different ways.

Cabinets Available in 8 Standard Colors. Custom Colors Available on Request.



Signature Black, Red, Moduline Blue, Royal Blue, Yellow, White, Textured Gray & Light Gray.

Custom Sizes Available

Single Door Only: Specify Hinge on Left or Right Side

Height dimension does **not** include 2" or 4" Toe Kick

Features & Specifications

- Military-Grade Aluminum
- QuikDraw® Single-Action Latch System
- (1) **4" Tall** Drawer
- Double-Wall Door Construction
- Trigger Latch
- Continuous Hinge
- (1) Adjustable Shelf Included

Usable Drawer Space

4" Tall Drawer = 3 ½" Height

18" Deep Cabinet = 14 ¾" Depth

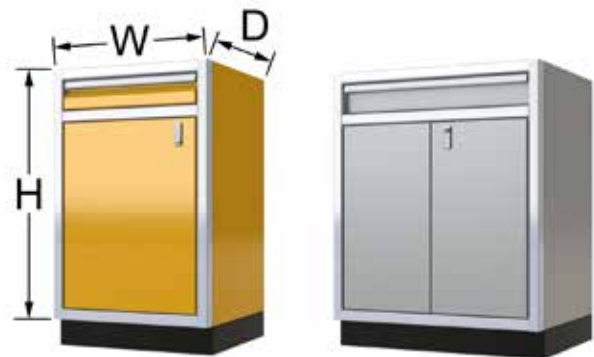
24" Deep Cabinet = 20 ¾" Depth

24" Wide Cabinet = 18 ½" Width

30" Wide Cabinet = 24 ½" Width

32" Wide Cabinet = 26 ½" Width

36" Wide Cabinet = 30 ½" Width



Single Door SD Base

Double Door SD Base

Cabinets shown with optional Toe Kick.

Options

Choose: Clear or Black Anodize Frames

Add **2" or 4" Toe Kick** \$90

Add **Back Panel**

For **16" Wide** Cabinets \$65

For **24" Wide** Cabinets \$70

For **30" Wide** Cabinets \$73

For **32" Wide** Cabinets \$74

For **36" Wide** Cabinets \$75

Add **Locking Latch** \$55

Accessories (see Pages 12 & 13)

- Extra Adjustable Shelves
- Adjustable Pull-Out Shelves
- Bottom Shelves
- Extreme Drawer Liner™
- Aluminum Drawer Dividers
- Plastic Drawer Bins

ProII™ QuikDraw® Toolboxes

3-, 4-, 5-, 6-, & 7-Drawer

Height x Depth x Width	# of Drawers	Price
32" x 18" x 24"	3	\$1,354
	4	\$1,398
	6	\$1,443
32" x 18" x 30"	3	\$1,469
	4	\$1,586
	6	\$1,701
32" x 18" x 32"	3	\$1,470
	4	\$1,587
	6	\$1,702
32" x 18" x 36"	3	\$1,605
	4	\$1,653
	6	\$1,704
32" x 24" x 24"	3	\$1,508
	4	\$1,572
	6	\$1,639
32" x 24" x 30"	3	\$1,639
	4	\$1,781
	6	\$1,923
32" x 24" x 32"	3	\$1,640
	4	\$1,782
	6	\$1,924
32" x 24" x 36"	3	\$1,781
	4	\$1,852
	6	\$1,926
36" x 18" x 24"	3	\$1,417
	5	\$1,464
	7	\$1,511
36" x 18" x 30"	3	\$1,538
	5	\$1,660
	7	\$1,781
36" x 18" x 32"	3	\$1,539
	5	\$1,661
	7	\$1,782
36" x 18" x 36"	3	\$1,680
	5	\$1,730
	7	\$1,784
36" x 24" x 24"	3	\$1,508
	5	\$1,572
	7	\$1,639
36" x 24" x 30"	3	\$1,639
	5	\$1,781
	7	\$1,923
36" x 24" x 32"	3	\$1,640
	5	\$1,782
	7	\$1,924
36" x 24" x 36"	3	\$1,781
	5	\$1,852
	7	\$1,926

Continued on next page



Moduline cabinets are **modular**. That means each cabinet is a building block, and you can choose whichever cabinets you like and put them together in lots of different ways.

Cabinets Available in 8 Standard Colors. Custom Colors Available on Request.



Signature Black, Red, Moduline Blue, Royal Blue, Yellow, White, Textured Gray & Light Gray.

Every Moduline drawer features our patented

QuikDraw®

Single Action Latch System

- Drawers stay securely closed without locks.
- Unlatches effortlessly.
- Lift anywhere along the handle.
- Whisper-quiet operation.
- Mechanism doesn't sacrifice any drawer space.



ProII™ QuikDraw® Toolboxes (continued)

12-Drawer

Height x Depth x Width	# of Drawers	Price
59" x 18" x 24"	12	\$2,933
59" x 18" x 30"	12	\$3,040
59" x 18" x 32"	12	\$3,044
59" x 18" x 36"	12	\$3,371
59" x 24" x 24"	12	\$3,070
59" x 24" x 30"	12	\$3,182
59" x 24" x 32"	12	\$3,186
59" x 24" x 36"	12	\$3,528

Custom Sizes Available

Height dimension does **not** include 2" or 4" Toe Kick

Features & Specifications

- Military-Grade Aluminum
- QuikDraw® Single-Action Latch System

Drawers in Each Toolbox

32" High Toolboxes

- 3 Drawers = (3) **9" Tall** Drawers
- 4 Drawers = (4) **7" Tall** Drawers
- 6 Drawers = (2) **3" Tall**, (2) **4" Tall** & (2) **6" Tall** Drawers

36" High Toolboxes

- 3 Drawers = (3) **10" Tall** Drawers
- 5 Drawers = (5) **6" Tall** Drawers
- 7 Drawers = (2) **3" Tall**, (3) **4" Tall** & (2) **6" Tall** Drawers

59" High Toolboxes

- (4) **3" Tall**, (4) **4" Tall** & (4) **6" Tall** Drawers

Usable Drawer Space

- 3" Tall** Drawer = 2 ½" Height
- 4" Tall** Drawer = 3 ½" Height
- 6" Tall** Drawer = 5 ¾" Height
- 7" Tall** Drawer = 6 ¼" Height
- 9" Tall** Drawer = 8 ½" Height
- 10" Tall** Drawer = 10" Height

- 18" Deep Toolbox = 14 ¾" Depth
- 24" Deep Toolbox = 20 ¾" Depth

- 24" Wide Toolbox = 18 ½" Width
- 30" Wide Toolbox = 24 ½" Width
- 32" Wide Toolbox = 26 ½" Width
- 36" Wide Toolbox = 30 ½" Width

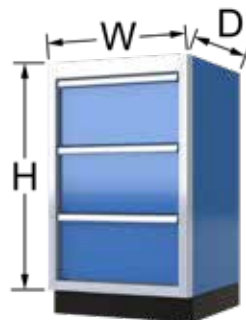
Options

Choose: Clear or Black Anodize Frames

- Add **2" or 4" Toe Kick** \$90
- Add **Key Lock** \$150

Accessories (see Pages 12 & 13)

- Extreme Drawer Liner™
- Aluminum Drawer Dividers
- Plastic Drawer Bins



3-Drawer Toolbox



5-Drawer Toolbox

Cabinets shown with optional Toe Kick.



7-Drawer Toolbox



12-Drawer Toolbox with
16" Tall Over-Toolbox Cabinet

Over-Toolbox Cabinets

Height x Depth x Width	# of Doors	Price
16" x 24" x 24"	1	\$473
16" x 24" x 30"	2	\$504
16" x 24" x 32"	2	\$510
16" x 24" x 36"	2	\$532
22" x 24" x 24"	1	\$497
22" x 24" x 30"	2	\$542
22" x 24" x 32"	2	\$558
22" x 24" x 36"	2	\$587

Custom Sizes Available

Use 16" Tall Over-Toolbox Cabinet with 59" Tall Toolbox to match 75" Tall Closets
Use 22" Tall Over-Toolbox Cabinet with 59" Tall Toolbox to match 81" Tall Closets

Features & Specifications

- Military-Grade Aluminum
- Double-Wall Door Construction
- Trigger Latch
- Continuous Hinge
- 22" Tall Cabinets Include (1) Adjustable Shelf
- Hydropneumatic Spring with Lift-Up Door Option

Options

Choose: Clear or Black Anodize Frames

- Add **Lift-Up Door** \$48
- Add **Locking Latch** \$55
- Add **Double Lock** \$140
- Add **Back Panel**
 - For **16" Tall** Cabinets \$58
 - For **22" Tall** Cabinets \$64

ProII™ Big Drawer™ Toolboxes

Height x Depth x Width	Price
36" x 24" x 48" with Door	\$2,645
36" x 24" x 48"	\$2,795
36" x 24" x 60" with Door	\$3,846
36" x 24" x 60"	\$3,995

Custom Sizes Available

Height dimension does **not** include 2" or 4" Toe Kick

Features & Specifications

- Military-Grade Aluminum
- QuikDraw® Single-Action Latch System

Drawers in Each Toolbox

Top Drawer

(1) "Big Drawer"

Left Side

(2) 3" Tall, (3) 4" Tall & (1) 6" Tall Drawers

Right Side

(1) 3" Tall Drawer & (2) 10 ½" Tall File Drawers

Usable Drawer Space

"Big Drawer" = 3 ¼" Height

3" Tall Drawer = 2 ½" Height

4" Tall Drawer = 3 ½" Height

6" Tall Drawer = 6" Height

10 ½" Tall File Drawer = 10 ½" Height

20 ¾" Depth

48" Wide Toolbox

"Big Drawer" = 42 ½" Width

Left Side = 26 ½" Width

Right Side = 12" Width

60" Wide Toolbox

"Big Drawer" = 54 ½" Width

Left Side = 30 ½" Width

Right Side = 20" Width

Options

Choose: Clear or Black Anodize Frames

Add 2" or 4" Toe Kick \$190

Add Key Lock \$260

Accessories (see Pages 12 & 13)

- Extreme Drawer Liner™
- Aluminum Drawer Dividers
- Plastic Drawer Bins

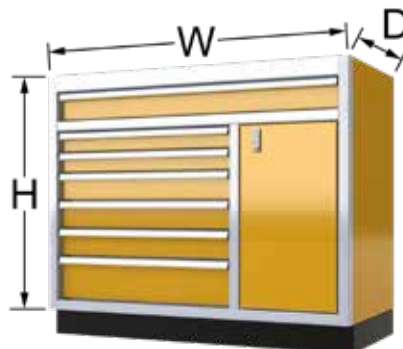


Moduline cabinets are **modular**. That means each cabinet is a building block, and you can choose whichever cabinets you like and put them together in lots of different ways.

Cabinets Available in 8 Standard Colors. Custom Colors Available on Request.



Signature Black, Red, Moduline Blue, Royal Blue, Yellow, White, Textured Gray & Light Gray.




48" Wide Big Drawer™ Toolbox with Base Door



60" Wide Big Drawer™ Toolbox with Base Door



48" Wide Big Drawer™ Toolbox



60" Wide Big Drawer™ Toolbox

Cabinets shown with optional Toe Kick.

ProII™ Specialty Cabinets

Parts Bin, File Cabinet & Recycling Bin

Height x Depth x Width	Type	Price
32" x 24" x 16"	Parts Bin	\$1,172
32" x 24" x 16"	File Cabinet	\$1,279
32" x 24" x 16"	Recycling Bin	\$985
36" x 24" x 16"	Parts Bin	\$1,226
36" x 24" x 16"	File Cabinet	\$1,338
36" x 24" x 16"	Recycling Bin	\$995

Custom Sizes Available

Height dimension does **not** include 2" or 4" Toe Kick

Features & Specifications

- Military-Grade Aluminum
- QuikDraw® Single-Action Latch System
- Recycling Bin Includes Removable 23-Gallon Bin

Drawers in Each File Cabinet

32" High File Cabinet

(1) **5 ¾" Tall** Drawer & (2) **10 ½" Tall** File Drawers

36" High File Cabinet

(2) **4 ¾" Tall** Drawer & (2) **10 ½" Tall** File Drawers

Usable Drawer Space

4 ¾" Tall Drawer = 3 ½" Height

5 ¾" Tall Drawer = 4 ½" Height

10 ½" Tall File Drawer = 10 ½" Height

20 ¾" Depth

11 ¾" Width

Options

Choose: Clear or Black Anodize Frames

Add **2" or 4" Toe Kick** \$90

Add **Key Lock** \$150

32" High Parts Bin - **Choose One:**

- (20) Small Bins
- (10) Small Bins & (6) Large Bins
- (12) Large Bins

36" High Parts Bin - **Choose One:**

- (25) Small Bins
- (15) Small Bins & (6) Large Bins
- (15) Large Bins

Accessories (see Pages 12 & 13)

- Extreme Drawer Liner™
- Aluminum Drawer Dividers
- Plastic Drawer Bins

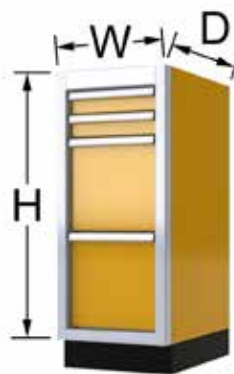


Moduline cabinets are **modular**. That means each cabinet is a building block, and you can choose whichever cabinets you like and put them together in lots of different ways.

Cabinets Available in 8 Standard Colors. Custom Colors Available on Request.



Signature Black, Red, Moduline Blue, Royal Blue, Yellow, White, Textured Gray & Light Gray.



File Cabinet



Parts Bin & Recycling Bin

Cabinets shown with optional Toe Kick.

ProII™ Closets

Single & Double Door

Height x Depth x Width	# of Doors	Price
75" x 18" x 24"	1	\$1,126
75" x 18" x 30"	1	\$1,231
75" x 18" x 32"	1	\$1,256
75" x 18" x 36"	1	\$1,303
75" x 24" x 24"	1 or 2*	\$1,170
75" x 24" x 30"	1 or 2*	\$1,291
75" x 24" x 32"	1 or 2*	\$1,315
75" x 24" x 36"	1 or 2*	\$1,365
81" x 18" x 24"	1 or 2*	\$1,196
81" x 18" x 30"	1 or 2*	\$1,303
81" x 18" x 32"	1 or 2*	\$1,327
81" x 18" x 36"	1 or 2*	\$1,375
81" x 24" x 24"	1 or 2*	\$1,242
81" x 24" x 30"	1 or 2*	\$1,365
81" x 24" x 32"	1 or 2*	\$1,390
81" x 24" x 36"	1 or 2*	\$1,440

Custom Sizes Available

Single Door Only: Specify Hinge on Left or Right Side

Height dimension does **not** include 2" or 4" Toe Kick

Features & Specifications

- Military-Grade Aluminum
- Double-Wall Door Construction
- Trigger Latch
- Slam Latch Double Doors
- Continuous Hinge
- (2) Adjustable Shelves Included

Options

Choose: Clear or Black Anodize Frames

* = Add Double Door Option	\$258
Add 2" or 4" Toe Kick	\$90
Add Pole Kit	\$50
Add Locking Latch	\$55
Add Double Lock	\$140
Add Back Panel	
For 75" High x 24" Wide Cabinets	\$155
For 75" High x 30" Wide Cabinets	\$180
For 75" High x 32" Wide Cabinets	\$185
For 75" High x 36" Wide Cabinets	\$190
For 81" High x 24" Wide Cabinets	\$160
For 81" High x 30" Wide Cabinets	\$188
For 81" High x 32" Wide Cabinets	\$190
For 81" High x 36" Wide Cabinets	\$195

Accessories (see Pages 12 & 13)

- Extra Adjustable Shelves
- Adjustable Pull-Out Shelves
- Bottom Shelves



Moduline cabinets are **modular**. That means each cabinet is a building block, and you can choose whichever cabinets you like and put them together in lots of different ways.

Cabinets Available in 8 Standard Colors. Custom Colors Available on Request.



Signature Black, Red, Moduline Blue, Royal Blue, Yellow, White, Textured Gray & Light Gray.



Single Door Closet



Double Door Closet

Cabinets shown with optional Toe Kick.

ProII™ Overhead Wall Cabinets & Corners

Single, Double & Lift-Up Door

Height x Depth x Width	# of Doors	Price
18" x 11" x 16"	1	\$333
18" x 11" x 24"	1	\$349
18" x 11" x 30"	2	\$381
18" x 11" x 32"	2	\$389
18" x 11" x 36"	2	\$416
18" x 15" x 16"	1	\$364
18" x 15" x 24"	1	\$381
18" x 15" x 30"	2	\$416
18" x 15" x 32"	2	\$420
18" x 15" x 36"	2	\$458
18" x 24" x 24"	1	\$451
18" x 24" x 30"	2	\$487
18" x 24" x 32"	2	\$502
18" x 24" x 36"	2	\$525
24" x 11" x 16"	1*	\$367
24" x 11" x 24"	1*	\$382
24" x 11" x 30"	2*	\$424
24" x 11" x 32"	2*	\$429
24" x 11" x 36"	2*	\$466
24" x 15" x 16"	1*	\$388
24" x 15" x 24"	1*	\$403
24" x 15" x 30"	2*	\$466
24" x 15" x 32"	2*	\$470
24" x 15" x 36"	2*	\$498
24" x 24" x 24"	1*	\$465
24" x 24" x 30"	2*	\$507
24" x 24" x 32"	2*	\$521
24" x 24" x 36"	2*	\$550
30" x 11" x 24"	1*	\$483
30" x 11" x 30"	2*	\$514
30" x 11" x 32"	2*	\$519
30" x 11" x 36"	2*	\$551
30" x 15" x 24"	1*	\$504
30" x 15" x 30"	2*	\$541
30" x 15" x 32"	2*	\$545
30" x 15" x 36"	2*	\$576
36" x 11" x 16"	1*	\$568
36" x 11" x 24"	1*	\$583
36" x 11" x 30"	2*	\$604
36" x 11" x 32"	2*	\$608
36" x 11" x 36"	2*	\$636
36" x 15" x 16"	1*	\$589
36" x 15" x 24"	1*	\$604
36" x 15" x 30"	2*	\$615
36" x 15" x 32"	2*	\$619
36" x 15" x 36"	2*	\$653
18" x 15" x 32" Corner	2	\$572
24" x 15" x 32" Corner	2	\$636
36" x 15" x 32" Corner	2	\$806

Custom Sizes Available

We Recommend:

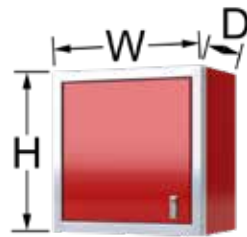
Using 11" Deep Wall Cabinets with 18" Deep Bases
Using 15" Deep Wall Cabinets with 24" Deep Bases

Moduline cabinets are **modular**. That means each cabinet is a building block, and you can choose whichever cabinets you like and put them together in lots of different ways.

Cabinets Available in 8 Standard Colors. Custom Colors Available on Request.



Signature Black, Red, Moduline Blue, Royal Blue, Yellow, White, Textured Gray & Light Gray.



Single Door Wall Cabinet



Corner Wall Cabinet



Double Door Wall Cabinet



Lift-Up Door Wall Cabinet

Features & Specifications

- Military-Grade Aluminum
- Double-Wall Door Construction
- Trigger Latch
- Continuous Hinge
- * = (1) Adjustable Shelf Included
- Hydropneumatic Spring with Lift-Up Door Option

Options

Choose: Clear or Black Anodize Frames

Add Locking Latch	\$55
Add Double Lock	\$140
Add Lift-Up Door	\$48
Add Back Panel (see table)	

		Back Panel Width				
Back Panel Height		16"	24"	30"	32"	36"
	18"	\$58				
	24"	\$65				
	30"	\$65	\$69	\$70	\$71	\$73
	36"	\$65	\$70	\$73	\$74	\$75
	Corner	\$95				
		\$97				
		n/a				
		\$110				

Accessories (see Pages 12 & 13)

- Extra Adjustable Shelves

ProII™ Wheel Well Cabinets

Single Door

Height x Depth x Width	Price
59" x 11" x 24"	\$767
59" x 11" x 32"	\$835
59" x 15" x 24"	\$826
59" x 15" x 32"	\$870
75" x 11" x 24"	\$923
75" x 11" x 32"	\$984
75" x 15" x 24"	\$976
75" x 15" x 32"	\$1,020

Custom Sizes Available

Features & Specifications

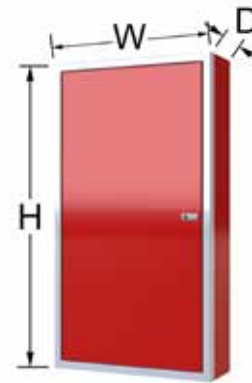
- Military-Grade Aluminum
- Double-Wall Door Construction
- Trigger Latch
- Continuous Hinge
- (2) Adjustable Shelves Included

Options

Choose: Clear or Black Anodize Frames

Add Back Panel

For 59" High x 24" Wide Cabinet	\$92
For 59" High x 32" Wide Cabinet	\$100
For 75" High x 24" Wide Cabinet	\$155
For 75" High x 32" Wide Cabinet	\$185
Add Locking Latch	\$55
Add Double Lock	\$140



Wheel Well Cabinet

Moduline cabinets are **modular**. That means each cabinet is a building block, and you can choose whichever cabinets you like and put them together in lots of different ways.

Cabinets Available in 8 Standard Colors. Custom Colors Available on Request.



Signature Black, Red, Moduline Blue, Royal Blue, Yellow, White, Textured Gray & Light Gray.

Accessories (see Pages 12 & 13)

- Extra Adjustable Shelves

All White Wheel Well Cabinet

Single Door

Height x Depth x Width	Price
60" x 8" x 30"	\$595

Custom Sizes Available

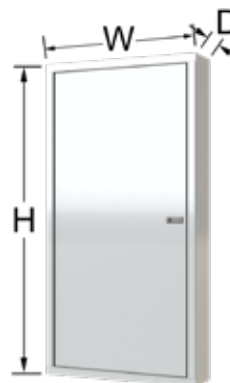
Cabinet uses unibody design (similar to Sportsman II Series overhead cabinets, except all white)

Features & Specifications

- Military-Grade Aluminum
- Can be Installed with Left- or Right-Door Hinge
- Double-Wall Door Construction
- Trigger Latch
- Continuous Hinge
- (2) Adjustable Shelves Included

Accessories (see Pages 12 & 13)

- Extra Adjustable Shelves



All White Wheel Well Cabinet

Moduline cabinets are **modular**. That means each cabinet is a building block, and you can choose whichever cabinets you like and put them together in lots of different ways.

Cabinet Only Available in White. Custom Colors Available on Request.




White

ProII™ Countertops & Braces

Description	Price
18" Deep Aluminum	\$66 / ft
24" Deep Aluminum	\$68 / ft
18" Deep Stainless Steel	Call for Price
24" Deep Stainless Steel	Call for Price
18" Deep Countertop Brace	\$78 / ft
24" Deep Countertop Brace	\$82 / ft

Features & Specifications


- 1/8" Thick Military-Grade Aluminum
 - .075" Thick Stainless Steel
- Seamless **up to 10'**. Call for longer lengths.



Custom Cabinets

Moduline specializes in customization, from minor modifications to one-of-a-kind designs.

Check out our Custom Photo Gallery at ModulineCabinets.com to see even more customs.



Bedslide Drawer Cabinet



Trailer with Custom Aluminum Toolbox



SUV Storage Box

ProII™ Combinations

Visit ModulineCabinets.com for complete combo information.

Description	Width	Price
C2201	64"	\$2,418
C2202	64" x 56"	\$2,623
C3201	80"	\$2,942
C3202	80"	\$3,357
C3203	80" x 56"	\$4,921
C3204	80" x 56"	\$5,644
C3205	80"	\$3,038
C3206	80"	\$3,453
C4201	96"	\$3,150
C4202	96" x 56"	\$3,421
C4203	96"	\$3,733
C4204	96"	\$5,173
C4205	96" x 56"	\$4,032
C4206	96"	\$3,565
C4207	96"	\$5,005
C4208	96" x 56"	\$3,724
C4209	96" x 56"	\$4,142
C4210	96" x 56"	\$5,931
C4211	96" x 56"	\$4,445
C4212	96"	\$4,222

Combos are Available in All Our Standard Colors.



C2201



C3201



C3203



C3204



C4201



C4202



C4203



C4207



C4208



C4209



C4210



C4211



C4212

ProII™ Accessories

Light Shields

Description	Price
Light Shield	\$22 / ft
11" Deep Left Side	\$39 each
11" Deep Right Side	\$39 each
15" Deep Left Side	\$41 each
15" Deep Right Side	\$41 each
Corner Light Shield	\$45 each



Pull Out Shelves

Depth x Width	Price	Weight
18" x 24"	\$152	17 lb
18" x 30"	\$158	19 lb
18" x 32"	\$164	20 lb
18" x 36"	\$170	21 lb
24" x 24"	\$158	18 lb
24" x 30"	\$164	20 lb
24" x 32"	\$170	21 lb
24" x 36"	\$176	22 lb



LED Lighting

Description	Price
LED Lighting	\$30 / ft

Minimum 8' Length

Features & Specifications

- (2) 2"x2" Modules per Foot
- 160 Lumens per Foot
- 6500K Color Temperature
- 60 Watt Power Supply
- Up to 30' of LED Modules per Power Supply




Extreme Drawer Liner™ The Best Toolbox Drawer Liner Available!

Description	Price
Drawer Liner	\$7 / ft

Minimum 10' Length

Features & Specifications

- Protects Tools and Holds Them in Place
- Solid, Non-Slip, PVC-Coated Polyester
- 20.8" Wide x 1/8" Thick



Adjustable Shelves

Depth x Width	Price
8" x 24"	\$22
8" x 30"	\$24
8" x 32"	\$25
11" x 16"	\$23
11" x 24"	\$32
11" x 30"	\$34
11" x 32"	\$35
11" x 36"	\$37
11" x 48"	\$117
15" x 16"	\$26
15" x 24"	\$36
15" x 30"	\$44
15" x 32"	\$47
15" x 36"	\$53
15" x 48"	\$133
Corner Shelf	\$137



Depth x Width	Price
18" x 16"	\$39
18" x 24"	\$49
18" x 30"	\$53
18" x 32"	\$55
18" x 36"	\$61
24" x 16"	\$46
24" x 24"	\$49
24" x 30"	\$65
24" x 32"	\$68
24" x 36"	\$79

Workbench Mat

Description	Price
18" Deep	\$19 / ft
24" Deep	\$20 / ft
36" Deep	\$28 / ft

Minimum 4' Length

Features & Specifications

- Diamond Tread Pattern
- Protects Your Countertop and Prevents Slippage
- 5/32" Thick Black Vinyl



ProII™ Accessories

Power Grid™

Section Length	Price
31 1/2"	\$190
39 3/8"	\$205
47 1/4"	\$220

Includes (1) Pair of End Caps

Internal Wiring / Plumbing Not Included

Features & Specifications

- Brushed Stainless Steel
- (1) Outlet Cutout per Section
- Call for Custom Cutouts



Drawer Bins

Drawer Size	Price
24" Wide	\$106 / drawer
30" Wide	\$124 / drawer
32" Wide	\$134 / drawer
36" Wide	\$152 / drawer



Options

Assortments Available for Various Part Sizes

For Each Drawer Choose; **Small, Medium** or **Large Parts**

Features & Specifications

- Removable and Rearrangeable
- High-Impact Polystyrene (HIPS)
- 1 3/4" Tall Bins

Bottom Shelves

Base Cabinets & Closets

Depth x Width	Price
18" x 16"	\$39
18" x 24"	\$49
18" x 30"	\$53
18" x 32"	\$55
18" x 36"	\$61
24" x 16"	\$46
24" x 24"	\$49
24" x 30"	\$65
24" x 32"	\$68
24" x 36"	\$79



Sinks

Description	Dimensions	Price
Moen Bar Sink	15" x 15" x 5.5" Deep	\$245
Stainless Steel 10" Deep	20" x 20" x 10" Deep	\$325
Stainless Steel 25" Wide	25" x 22" x 8.25" Deep	\$225

Faucet Not Included



Moen Bar Sink




10" Deep
Stainless Steel Sink



25" Wide
Stainless Steel Sink

Drawer Dividers

Drawer Size	Price
3" Tall	\$76 / drawer
4" Tall	\$78 / drawer
6" Tall	\$87 / drawer



Options

Add **6 Extra Dividers** \$42 / drawer

Features & Specifications

- Military-Grade Aluminum
- Adjustable Dividers to Fit Any Size Parts
- (2) Center Rails and (6) Dividers per Drawer

ProII™ Accessories

Folding Workstation

Description	Price
24" Wide	\$325
44" Wide	\$595

Options

Add **Mobile Mounting Kit** \$45

Mobile Mounting Kits Allow Workstation to Easily Move Between Garage and Trailer (One Kit per Location)

Features & Specifications

- Instant Workbench When You Need It
- Compact 6 1/2" Depth When Closed
- (2) 4 1/2" Deep Shelves



24" Wide Folding Workstation



44" Wide Folding Workstation

Cabinets Available in 7 Standard Colors. Custom Colors Available on Request.



Signature Black, Red, Moduline Blue, Royal Blue, Yellow, White & Light Gray.

Oil Rack

Description	Price
Oil Rack	\$155

Features & Specifications

- 36" High x 5 1/2" Deep x 24 1/2" Wide
- Available in Red or White
- Utilize Unused Wall or Door Space
- Neatly Store Bottles and Containers
- Holds Containers up to 4 1/2" Diameter



Oil Rack

Helmet Holder

Description	Price
Helmet Holder	\$195

Features & Specifications

- 12" High x 14" Deep x 14" Wide
- Utilize Unused Wall or Door Space
- Built-in Rack for Hanging Uniforms, Goggles, etc.
- Includes Removable Foam Lining to Protect Helmet

Available in White.



Fuel Jug Holder

Height x Depth x Width	Price
Fuel Jug Holder	\$75

Features & Specifications

- 15" High x 12" Deep x 12" Wide
- Mount to the Floor or Wall
- Neatly Store Fuel Jugs and Other Gear
- Fuel Jug Not Included



Notes

www.ModulineCabinets.com
Toll Free (888) 343-4463

MODULINE
PRO II™ SERIES

For complete Terms and Conditions please visit www.modulinecabinets.com/terms
Moduline reserves the right to revise product specification and prices.